

Inspiration range

Edition 1

Developed for
professionals,
now adapted for you

Deliciously simple
Combining steam with
heat when cooking

Infinite possibilities
Any size, any shape, the hob
that fits your pots and pans



Thinking of you
Electrolux



Behind the Inspiration Range

from Electrolux lies nearly a century of building professional kitchens and laundries.



All Electrolux Inspiration built in and freestanding appliances come with a free 1-year parts and labour guarantee as standard.



The majority of our Electrolux Inspiration range come with a free 2-year parts and labour guarantee.



We also have a selection of freestanding products that come with a free 5-year parts and labour guarantee.

.....
**Cooking,
cooling,
cleaning and
washing.**

All covered,
beautifully.
.....

Keep a look out for the 2 and 5 year guarantee icons beside each product.



18

Mix steam with heat


Combine steam and conventional heat to get the best results.



48

Infinite possibilities

A hob that fits your pans, not the other way around.



130

Open-plan living

Build in your washing machine and dryer too.



116

Made for real life

Load your dishwasher any way you want.



86

Two is better than one

TwinTech® cooling systems keeps your food fresher for longer.

Find your inspiration

About our range 02

Cooking 12

Ovens 20

Compact range 28

Gas hobs 36

Electric hobs 44

Domino hobs 56

Hoods 60

Freestanding cookers 72

Freestanding microwaves 80

Accessories 82

Cooling 84

Wine cellar 90

Fridges & freezers 91

Fridge-freezers 102

Food centre 108

Freestanding fridge-freezers 110

Cleaning 116

Dishwashers 118

Slimline 126

Washing 128

Washing machines 132

Washer dryers 136

Specification tables and installation diagrams 138

Our design focus

Nothing is extraneous. Everything is carefully considered. And in the clean architectural lines and soft curves, you'll notice echoes from the world around us today; modern architecture, contemporary product design and interior design trends.

"We had in mind three key words: modern, distinctive and premium."

Thomas Johansson
Design Director,
Electrolux

To ultimate functionality, our design team brings elegant simplicity, with an emphasis on the use of pure materials and sophisticated textures.

Your creative freedom

Choose any combination from our Inspiration Range to best suit you, your home and the way you live. You'll know that everything will come together perfectly as part of an integrated family.

Your choices will do something else, too. They will complement your kitchen with understated style.



"The visual simplicity of the entire range is borne from a desire to challenge everything that's stood before; to redefine not reinvent."

Luca Comello
Design Project Manager,
Electrolux



Our professional experience

For 90 years, we've been supplying equipment to the world's most prestigious restaurants as well as professional laundries.

One in two chefs featured in the Michelin Guide in Europe use Electrolux equipment in their restaurant kitchens.

We're the only global brand with a full range of both professional and domestic kitchen appliances.

Brand leaders in professional appliances

Developed for professionals, now adapted for you.

Your new kitchen

Our unique know-how has gone into creating the Electrolux Inspiration Range.

Every leading appliance features an innovation first tested and developed with professionals.



A moving experience...

The Cube by Electrolux will be travelling around Europe. Places are limited to just 18 guests at each lunch and dinner sitting. To discover more or reserve a table, visit www.electrolux.co.uk/cube

Ultimate inspiration

The Cube by Electrolux combines exceptional culinary experiences against the backdrop of some of the most iconic views in the world. Recently appearing on top of historic European buildings in Brussels, Milan and Stockholm, we are delighted to announce that The Cube by Electrolux is in London on the roof of The Royal Festival Hall from 1st June until 30th September 2012.

From its enviable position on London's South Bank, the stunning design structure, created to represent Electrolux's Scandinavian heritage, provides guests with outstanding views over the Thames, including Westminster and the London Eye, which can be enjoyed from the chef's table and out on the rooftop terrace.

The Cube by Electrolux will play host to six of the UK's top Michelin star chefs who will create their own unique interactive dining

experience that's never been seen before. The Cube by Electrolux can seat 18 guests around one table or accommodate a larger gathering for a less formal event. Guests can watch their meal being prepared for them by one of our Michelin star chefs in an open plan kitchen equipped with the new Electrolux Inspiration range alongside our professional equipment.



Complement your kitchen with understated style

Using modern, distinctive and premium design we deliver ultimate functionality and elegant simplicity. Always using pure materials to achieve sophisticated textures and pure architectural lines.

Sustainability matters

Through innovation, Electrolux aims to set the standard for sustainability and lead the way in resource efficiency, water conservation and safety.



5 in a row
Electrolux has a strong track record in sustainable operations and is proud to be ranked among the world's sustainability leaders in the Dow Jones Sustainability (DJSI) World Index for the fifth consecutive year. DJSI World includes the 10% best-in-class economic, environmental and social performers among the world's 2,500 largest companies.

New technology is the key to improved energy consumption

"Our focus on sustainability is core to Electrolux's business strategy. The development of water and energy efficient appliances is a result of our consumer insight, and helps us provide consumers with innovative and relevant products", says Henrik Sundstrom, Vice President Group Sustainability Affairs in Electrolux.



Electrolux Vac from the Sea
Five vacuum cleaners were made from plastic waste collected from the world's oceans. The Vac from the Sea initiative was launched by Electrolux with the aim of raising awareness about ocean plastic waste and inspiring consumers and industry to increase recycling efforts.



Sector leader
In the Sustainability Yearbook 2012, Electrolux received three recognitions: as Sustainable Asset Management (SAM) Sector Leader, SAM Sector Mover and SAM Gold Class in Durable Household Products.



Ethical business

The Electrolux Sustainability Strategy focuses on four key issues: climate change, ethical business and safe workplaces, responsible sourcing and restructuring.

Cooking

Our large-capacity ovens are full of bright ideas. Team yours up with the latest hob and a designer hood.



Ovens

Single Ovens	20–24
Double Ovens	26–27
Compact Range	28–35



Hobs

Gas Hobs	36–43
Electric Hobs	44–55
Domino Hobs	56–59



Hoods

Hoods	60–71
-------	-------



Freestanding

Cookers	72–79
Microwaves	80–81

Ovens

What's new


From touch control to food probes, discover a world of innovation. Here are some highlights from across our oven range.



Velvet close.
The sound of silence
Soft close door action.



See if it's ready
20% larger oven door window.



Touch control

Move around the menu effortlessly using the touch control, with icon and text display for ease of use.



Cool to the touch
However hot inside, the oven door remains just 20° warmer than room temperature.



Freedom to create
Up to a large 74-litre capacity, with five flexible shelf positions.

Bake more in one go
InfiSpace™ tray is the biggest baking tray around.



Smells delicious
Keep the air free of unpleasant odours with the odour filter, which oxidizes oven grease and fumes.




Cut consumption
Our top ovens use 20% less energy than A class models.*

*20% more energy-efficient compared to the limit of energy efficiency class A (1,00 kWh) for large ovens (> 65 l) calculated according to EU Directive 2002/40/EC



My way


Use the MyFavourite button for instant access to your well-loved cooking settings.



All lit up
Spot illumination perfectly lights up what's cooking, so you can check progress without the need to open the oven door.



Precise cooking
Simply set the required temperature and insert the FoodProbe into your food. The oven will do the rest, telling you when your dish is cooked just right.



Even cooking in any position

Powerful, uniform cooking with our UltraFanPlus system. Cooks everything evenly no matter where it is in the oven.

Ovens

Worth knowing

How innovation across our Inspiration Range helps you in the home.



+20% bigger
Our InfiSpace™ Tray is
20% bigger than standard
So you can conjure up more
tasty macaroons in one go.

InfiSpace™ Tray
43 x 34cm

Standard tray

**The most flexible
cooking space available**
Advanced engineering
has allowed us to increase
the capacity by 25%,
without increasing the
external oven dimensions.

Up to 74-litre InfiSpace™
capacity with a maximum of five
shelf positions, giving you the
flexibility to cook more dishes at
the same time.



Standard capacity



InfiSpace™ capacity

UltraFanPlus

Powerful, even cooking,
wherever you place your
dish. The larger fan cover size,
with its enhanced design,
circulates air more efficiently,
for consistent results on every
shelf. This allows you to cook
even on multiple shelf levels
at the same time.



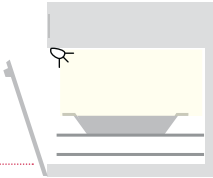
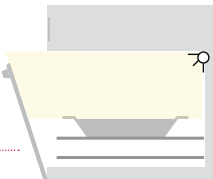
Old



New: 1.5
times bigger for
uniform cooking

See what's cooking

We've moved the spot
illumination just behind the
door so you can check on
the progress of your dish at
a glance, without opening the
oven. And the angle of the
light means that your food is
flooded with light, not you.
Standard position



Inspiration range position

Great taste, every time

Our CombiSteam Deluxe
ovens give you three,
easy-to-use steam functions.



1. CrispSteam (25% steam
+ 75% hot air) creates
mouth-watering tenderness
inside and a wonderfully
crisp and golden outside.
Especially suitable for meat,
poultry, bread and cakes.



3. PureSteam (100% steam)
is brilliant for fish, rice and
tender vegetables.

2. SoftSteam (50% steam +
50% hot air) is ideal for
reheating food so it tastes
like it's been freshly cooked.

**CombiSteam Deluxe
also bakes, roasts,
grills and more.**

Just add steam

Directly inspired by working with top chefs, who regularly combine steam with conventional heat to get the best results from their ingredients quicker.

- 1

Quarter Steam (CrispSteam)
Simply select the CrispSteam programme, to combine quarter-steam with heat to get mouthwatering tenderness inside with a crisp and golden outside.
- 2

Half Steam (SoftSteam)
Or choose the SoftSteam programme, using half-steam – ideal for reheating food so it tastes freshly cooked.
- 3

Full Steam (PureSteam)
Cooking with PureSteam, using 100% steam, is the best way to preserve food's natural flavour and goodness – perfect for fish, fluffy rice and tender vegetables.
- Heat**
Bake, roast, grill.
Even slow cook.
The CombiSteam oven gives you unparalleled versatility.

CombiSteam™ Oven
EOB8851AAX

Eclipse design CombiSteam™ Deluxe oven with touch control user interface




Features

By combining steam cooking with a hot air function, you can delight your guest with healthy and tasty dishes that are juicy inside under a wonderful crust

Get the repertoire of a chef, without that hard work! This oven's touch screen with white display takes you intuitively through the menus straight to the right settings

- Steam cleaning programme leaves you with a professionally clean oven
- Extra large 73 litre cavity and even cooking on 5 levels means that you can cook more at the same time
- Ultra Fan Plus - XL fan with new air-guide design for lower temperatures and quicker cooking times
- Velvet Closing™ soft close door that closes gently every time
- Food probe so you know as soon as your dish is ready
- Front lamp that illuminates the entire cavity without dazzling
- Easy-insert shelf racks for quick and easy shelf or tray replacement
- 10% more energy-efficient than A-class ovens
- Additional telescopic runner

Technical info



Dimensions (mm)
594 (H) x 594 (W) x 567 (D)

Aperture dimensions (mm)
590 (H) x 560 (W) x 550 (D)

Colours
EOB8851AAX: Anti-fingerprint stainless steel

Pyrolytic Oven
EOC5851AAX

Eclipse design pyrolytic multifunction oven with touch control interface



Features

Use these slick touch controls to quickly find the right settings for your dish. Once you get cooking, the LCD screen with white display will tell you what's going on inside the oven

With the pyrolytic self-clean oven, you can reach professional levels of cleanliness in one touch. It turns residues into ash that can be wiped away with a damp cloth and even lets you know when it needs cleaning

- Extra large 74 litre cavity and even cooking on 5 levels means that you can cook more at the same time
- Ultra Fan Plus - XL fan with new air-guide design for lower temperatures and quicker cooking times
- Velvet Closing™ soft close door that closes gently every time
- Food probe so you know as soon as your dish is ready
- Maintenance-free filter for eliminating unpleasant odours
- Front lamp that illuminates the entire cavity without dazzling
- Easy-insert shelf racks for quick and easy shelf or tray replacement
- 20% more energy-efficient than A-class ovens
- Additional telescopic runner

Technical info



Dimensions (mm)
594 (H) x 594 (W) x 567 (D)

Aperture dimensions (mm)
590 (H) x 560 (W) x 550 (D)

Colours
EOC5851AAX: Anti-fingerprint stainless steel

Pyrolytic Oven

EOC5651CAX

Eclipse design pyrolytic multifunction oven with retractable rotary controls

With the pyrolytic self-clean oven, you can reach professional levels of cleanliness in one touch. It turns residues into ash that can be wiped away with a damp cloth and even lets you know when it needs cleaning

You can have dinner ready exactly when you want it as this interface with white LED display enables you to select the cooking end-time and duration. It has retractable knobs and push buttons for access to all settings




Features

- Extra large 74 litre cavity and even cooking on 5 levels means that you can cook more at the same time
- Ultra Fan Plus - XL fan with new air-guide design for lower temperatures and quicker cooking times
- Velvet Closing™ soft close door that closes gently every time
- Food probe so you know as soon as your dish is ready
- Front lamp that illuminates the entire cavity without dazzling
- Easy-insert shelf racks for quick and easy shelf or tray replacement
- 20% more energy-efficient than A-class ovens
- Additional telescopic runner



Technical info



Dimensions (mm)
594 (H) x 594 (W) x 567 (D)

Aperture dimensions (mm)
590 (H) x 560 (W) x 550 (D)

Colours
EOC5651CAX: Anti-fingerprint stainless steel

Catalytic Oven

EOA5651BAX/W/K

Eclipse design oven with food probe and catalytic liners

Get the same level of insight as a professional chef with our food probe. Select how you want to cook your food, and the food probe will alert you when it's ready

You can have dinner ready exactly when you want it as this interface with white LED display enables you to select the cooking end-time and duration. It has retractable knobs and push buttons for access to all settings



Features

- Catalytic coating to make it easier to clean the oven
- Extra large 74 litre cavity and even cooking on 5 levels means that you can cook more at the same time
- Ultra Fan Plus - XL fan with new air-guide design for lower temperatures and quicker cooking times
- Velvet Closing™ soft close door that closes gently every time
- Food probe so you know as soon as your dish is ready
- Front lamp that illuminates the entire cavity without dazzling
- Easy-insert shelf racks for quick and easy shelf or tray replacement
- 20% more energy-efficient than A-class ovens
- Additional telescopic runner



Technical info



Dimensions (mm)
594 (H) x 594 (W) x 567 (D)

Aperture dimensions (mm)
590 (H) x 560 (W) x 550 (D)

Colours
EOA5651BAX: Anti-fingerprint stainless steel
EOA5651BAK: Black
EOA5651BAW: White

Pyrolytic Oven

EOC5440AAX

Eclipse design pyrolytic multifunction oven with retractable rotary controls

With the pyrolytic self-clean oven, you can reach professional levels of cleanliness in one touch. It turns residues into ash that can be wiped away with a damp cloth and even lets you know when it needs cleaning

You can have dinner ready exactly when you want it as this interface with white LED display enables you to select the cooking end-time and duration. It has retractable knobs and push buttons for access to all settings



Features

- Pyrolytic self-clean oven for professional cleanliness without the scrubbing
- Extra large 69 litre cavity and even cooking on 5 levels means that you can cook more at the same time
- Ultra Fan Plus - XL fan with new air-guide design for lower temperatures and quicker cooking times
- Velvet Closing™ soft close door that closes gently every time
- Front lamp that illuminates the entire cavity without dazzling
- Easy-insert shelf racks for quick and easy shelf or tray replacement
- 20% more energy-efficient than A-class ovens



Technical info



Dimensions (mm)
594 (H) x 594 (W) x 567 (D)

Aperture dimensions (mm)
590 (H) x 560 (W) x 550 (D)

Colours
EOC5440AAX: Anti-fingerprint stainless steel

Multifunction Oven

EOB5450AAX/W

Eclipse design multifunction oven with enamel liners

Experiment like a professional chef using this multifunction oven. Select the optimum function for the dish from roasting to baking to grilling to fan cooking

You can have dinner ready exactly when you want it as this interface with white LED display enables you to select the cooking end-time and duration. It has retractable knobs and push buttons for access to all settings



Features

- Easy to clean enamel liners
- Extra large 74 litre cavity and even cooking on 5 levels means that you can cook more at the same time
- Ultra Fan Plus - XL fan with new air-guide design for lower temperatures and quicker cooking times
- Velvet Closing™ soft close door that closes gently every time
- Front lamp that illuminates the entire cavity without dazzling
- Easy-insert shelf racks for quick and easy shelf or tray replacement
- 20% more energy-efficient than A-class ovens
- Additional telescopic runner



Technical info



Dimensions (mm)
594 (H) x 594 (W) x 567 (D)

Aperture dimensions (mm)
590 (H) x 560 (W) x 550 (D)

Colours
EOB5450AAX: Anti-fingerprint stainless steel
EOB5450AAW: White

Multifunction Oven
EOB3400EAX

Inspiration multifunction oven with fully programmable timer and white LED display




Features

Experiment like a professional chef using this multifunction oven. Select the optimum function for the dish from roasting to baking to grilling to fan cooking

You can have dinner ready exactly when you want it as this interface with white LED display enables you to select the cooking end-time and duration. It has retractable knobs and push buttons for access to all settings

- Easy to clean enamel liners
- Extra large 74 litre cavity and even cooking on 5 levels means that you can cook more at the same time
- Ultra Fan Plus - XL fan with new air-guide design for lower temperatures and quicker cooking times
- Front lamp that illuminates the entire cavity without dazzling
- Easy-insert shelf racks for quick and easy shelf or tray replacement
- 10% more energy-efficient than A-class ovens

Technical info



Dimensions (mm)
594 (H) x 594 (W) x 567 (D)

Aperture dimensions (mm)
600 (H) x 560 (W) x 550 (D)

Colours
EOB3400EAX: Anti-fingerprint stainless steel

Multifunction Oven
EOM5410AAX

Inspiration 90cm wide multifunction oven with extra large cavity




Features

At 90cm wide, this oven is wider than standard ovens. So when you're cooking for a party – or using a large, specialist dish – you've got the space you need

You can have dinner ready exactly when you want it as this interface with white LED display enables you to select the cooking end-time and duration. It has retractable knobs and push buttons for access to all settings

- With hot-air fan cooking, you can cut your cooking times and reduce the temperature. As a result, you save time and cooking becomes more economical
- Extra large 80 litre cavity and even cooking on 4 levels means that you can cook more at the same time
- Easy to clean enamel liners
- Food probe so you know as soon as your dish is ready
- Additional telescopic runner

Technical info



Dimensions (mm)
474 (H) x 894 (W) x 545 (D)

Aperture dimensions (mm)
460 (H) x 860 (W) x 550 (D)

Colours
EOM5410AAX: Anti-fingerprint stainless steel

Multifunction Oven

EOD5700AAX/ K

Eclipse design built in double multifunction oven with touch control

This double oven gives you complete flexibility when cooking. That’s because both its ovens are multi-functional. You can choose how to mix and match the functions



Features

- Cleaning this double oven is simple and straightforward. Both of the ovens have a catalytic coating, which make grease and residues much easier to remove
- Want to try out more cooking techniques and recipes? This touch-key display puts pre-set programmes, fast heat-up function and 10 heating modes at your fingertips
- Extra large 68 litre main oven and 43 litre top oven means that entertaining is easy as you can cook more at the same time
- Fast heat up option
- Removable doors and glass panes for easy cleaning



Technical info

Top oven



Main oven



Dimensions (mm)

888 (H) x 594 (W) x 548 (D)

Aperture dimensions (mm)

875 (H) x 560 (W) x 550 (D)

Colours

EOD5700AAX: Anti-fingerprint stainless steel
EOD5700AAK: Black

Multifunction Oven

EOU5700BOX

Inspiration design built under double multifunction oven with touch control

Cleaning this double oven is simple and straightforward. Both of the ovens have a catalytic coating, which make grease and residues much easier to remove



Features

- This double oven gives you complete flexibility when cooking. That’s because both its ovens are multi-functional. You can choose how to mix and match the functions
- Want to try out more cooking techniques and recipes? This touch-key display puts pre-set programmes, fast heat-up function and 10 heating modes at your fingertips
- Extra large 46 litre main oven and 40 litre top oven means that entertaining is easy as you can cook more at the same time
- Fast heat up option
- Removable doors and glass panes for easy cleaning



Technical info

Top oven



Main oven



Dimensions (mm)

715 (H) x 594 (W) x 548 (D)

Aperture dimensions (mm)

870 (H) x 600 (W) x 560 (D)

Colours

EOU5700BOX: Anti-fingerprint stainless steel

Multifunction Oven

EOD5410AAX/K/W

Eclipse design built in double oven with retractable rotary controls

With a double oven, you can cook many things at once. Thanks to this double oven’s catalytic coating, it will even help you clean it



Features

- So dinner is always ready when you want it, this interface with white LED display enables you to select the cooking end-time and duration. It has retractable knobs and push buttons for access to all settings
- Multi-functional main oven for extra flexibility when cooking
- With hot-air fan cooking, you can cut your cooking times and reduce the temperature. As a result, you save time and cooking becomes more economical
- Extra large 68 litre main oven and 43 litre top oven means that entertaining is easy as you can cook more at the same time
- Removable doors and glass panes for easy cleaning




Technical info

Top oven



Main oven



Dimensions (mm)

888 (H) x 594 (W) x 548 (D)

Built in dimensions (mm)

875 (H) x 560 (W) x 550 (D)

Colours

EOD5410AAX: Anti-fingerprint stainless steel
EOD5410AAK: Black
EOD5410AAW: White

Multifunction Oven

EOU5410BAX/K/W

Eclipse design built under double oven with retractable rotary controls

So dinner is always ready when you want it, this interface with white LED display enables you to select the cooking end-time and duration. It has retractable knobs and push buttons for access to all settings




Features

- With a double oven, you can cook many things at once. Thanks to this double oven’s catalytic coating, it will even help you clean it
- With hot-air fan cooking, you can cut your cooking times and reduce the temperature. As a result, you save time and cooking becomes more economical
- Multi-functional main oven for extra flexibility when cooking
- Extra large 46 litre main oven and 40 litre top oven means that entertaining is easy as you can cook more at the same time
- Removable doors and glass panes for easy cleaning




Technical info

Top oven



Main oven



Dimensions (mm)

715 (H) x 594 (W) x 548 (D)

Aperture dimensions (mm)

870 (H) x 600 (W) x 560 (D)

Colours

EOU5410BAX: Anti-fingerprint stainless steel
EOU5410BAK: Black
EOU5410BAW: White

Live big

in a small space

Compact doesn't have to mean compromise. It means you have the freedom to make any kitchen space work for you.

Even if space is at a premium, there's no reason to think you can't fit in everything you want. An Electrolux Compact oven, for example, can have all the big features of its full-sized sibling - including multifunctions, turbo-grill, CombiSteam or Combi-microwave – but in a smaller size. So you've got room

in your kitchen plan for something else too. How about an automatic coffee machine, or even an integrated LCD TV?

And for a real wow factor, group compact units together in a cluster, a column or a cool horizontal run.

Horizontal



Square



Vertical



Combi Microwave

EMT38409AX

Eclipse design combination microwave oven with white LED touch control display



Features

- The all-in-one Combi microwave gives you complete flexibility in the way you cook and saves space in your kitchen, too. Bake, microwave or grill, all with the same oven**
- Thanks to its extra-large oven cavity, this microwave oven gives you the flexibility to fit all your culinary creations inside
- Use these sleek touch keys to quickly find the right settings for your dish. Once you get cooking, the white LCD screen will tell you what’s going on inside the oven
 - Clear and easy-to-set power levels for super defrosting results
 - Digital display for clear and immediate feedback on your dish
 - 1000W microwave with 5 power levels
 - 1500W variable grill - for fast, even grilling
 - ‘Quickstart’ button
 - Supplied with baking tray and grill rack
 - Fully built in, no kit required - for easy installation
 - Suitable for under counter installation

Technical info



Dimensions (mm)
455 (H) x 594 (W) x 542 (D)

Aperture dimensions (mm)
450 (H) x 560 (W) x 550 (D)

Colours
EMT38409AX: Anti-fingerprint stainless steel

Microwave oven and grill

EMS26204OX/W/K

Microwave oven and grill with side opening door and white LED display

This fully integrated microwave oven will be the perfect addition to your kitchen. Its built-in design means that you’ll love its clean smooth lines. What’s more, it’s designed to complement the rest of your Electrolux kitchen appliances, adding to the look you’ve chosen for your kitchen

Whether you want to keep it quick and simple or you just want to reheat something from the fridge, you can rely on this intuitively easy-to-use microwave oven



Microwave oven

EMS17006OX

Microwave oven with side opening door and white LED display

This fully integrated microwave oven will be the perfect addition to your kitchen. Its built-in design means that you’ll love its clean smooth lines. What’s more, it’s designed to complement the rest of your Electrolux kitchen appliances, adding to the look you’ve chosen for your kitchen

Whether you want to keep it quick and simple or you just want to reheat something from the fridge, you can rely on this intuitively easy-to-use microwave oven



Features

- Electronic control knob and push buttons, with white digital display
- Combine microwave and grill cooking for fast, brown, crisp results
- 900W microwave with 5 power levels
- 15 preset programmes
- 1000W quartz grill with 5 dual grill levels for fast and even grilling
- ‘Quickstart’ button
- Supplied with high and low grill racks
- Fully built in, no kit required - for easy installation
- Suitable for under counter installation

Technical info



Dimensions (mm)
459 (H) x 594 (W) x 437 (D)

Aperture dimensions (mm)
450 (H) x 560 (W) x 580 (D)

Colours
EMS26204OX: Anti-fingerprint stainless steel
EMS26204OW: White
EMS26204OK: Black

Features

- Electronic control knob and push buttons, with white digital display
- 800W microwave with 5 power levels
- 14 preset programmes
- ‘Quickstart’ button
- Programme end signal
- Fully built in, no kit required - for easy installation
- Suitable for wall cupboard installation

Technical info



Dimensions (mm)
371 (H) x 594 (W) x 316 (D)

Aperture dimensions (mm)
360 (H) x 560 (W) x 300 (D)

Colours
EMS17006OX: Anti-fingerprint stainless steel

Multifunction compact oven

EVY5741AAX

Eclipse design multifunction compact oven with white LED display

Build up your own stylish combinations of matching appliances. Made of the same materials, with harmonised designs for elements like handles and knobs, they all match. Install them side by side, or one above the other, to create a perfectly aligned look

White touch-control display to put the functions you need at your fingertips, including a “MyFavourite” button



Features

- Multifunction combines Ultrafan® fan cooking with other cooking functions, meaning you can choose the best setting to suit your cooking needs
- XL fan with new air-guide design for even results throughout
- VelvetClosing™ soft close door that closes gently every time
- Food probe so you know as soon as your dish is ready
- Front lamp that illuminates the entire cavity without dazzling
- 10% more energy-efficient than A-class ovens
- 114mm high control panel that matches the oven and other compact ovens

Technical info



Dimensions (mm)
455 (H) x 594 (W) x 567 (D)

Aperture dimensions (mm)
455 (H) x 560 (W) x 550 (D)

Colours
EVY5741AAX: Anti-fingerprint stainless steel

CombiSteam compact oven

EVY9741AAX

Eclipse design CombiSteam compact oven with white LED display

By combining steam cooking with a hot air function, you can delight your diners with healthy and tasty dishes that are juicy inside under a wonderful crust

A perfectly aligned design that matches the other Electrolux appliances



Features

- White touch-control display to put the functions you need at your fingertips, including a “MyFavourite” button
- XL fan with new air-guide design for even results throughout
- VelvetClosing™ soft close door that closes gently every time
- Food probe so you know as soon as your dish is ready
- Front lamp that illuminates the entire cavity without dazzling
- 10% more energy-efficient than A-class ovens
- 114mm high control panel that matches the oven and other compact ovens

Technical info



Dimensions (mm)
455 (H) x 594 (W) x 567 (D)

Built in dimensions (mm)
455 (H) x 560 (W) x 550 (D)

Colours
EVY9741AAX: Anti-fingerprint stainless steel

Coffee machine

EBC54513AX

Eclipse design fully automatic coffee machine with white LED touch controls

Add a personal touch of luxury to your kitchen with this compact, built-in coffee machine. It will perfectly complement your other appliances

Fully automatic preprogrammed machine offering a selection of coffee including espresso, long and mug



Features

- Use these touch keys to quickly select your coffee preferences. The LCD screen will confirm your choices and let you know when your cup is ready
- With this thermal coffee jug, you can serve up to six people with a cup of freshly brewed coffee. Sit and relax with your coffee together
- Uses fresh coffee beans for an authentic taste
- Sensor and LED indicator to alert when water needs refilling and waste coffee container full
- 114mm high control panel that matches the oven and other compact ovens

Technical info

Dimensions (mm)
455 (H) x 594 (W) x 361 (D)

Aperture dimensions (mm)
450 (H) x 560 (W) x 550 (D)

Colours
EBC54513AX: Anti-fingerprint stainless steel

Coffee machine

EBC54503AX

Eclipse design fully automatic coffee machine with white LED touch controls

Add a personal touch of luxury to your kitchen with this compact, built-in coffee machine. It will perfectly complement your other appliances

Fully automatic preprogrammed machine offering a selection of coffee including espresso, long and mug



Features

- Use these touch keys to quickly select your coffee preferences. The LCD screen will confirm your choices and let you know when your cup is ready
- With this thermal coffee jug, you can serve up to six people with a cup of freshly brewed coffee. Sit and relax with your coffee together
- Uses fresh coffee beans for an authentic taste
- Sensor and LED indicator to alert when water needs refilling and waste coffee container full
- 100mm high control panel matching the compact microwaves ovens

Technical info

Dimensions (mm)
455 (H) x 594 (W) x 361 (D)

Aperture dimensions (mm)
450 (H) x 560 (W) x 550 (D)

Colours
EBC54503AX: Anti-fingerprint stainless steel

Television	Features	Technical info
ETV45000X Integrated LCD 19" television Combine this integrated television in a bank with other compact appliances to give a design statement in the kitchen Multi-view angles - TV can be set at the appropriate angle for the best viewing	<ul style="list-style-type: none">• 19" LCD TV• Remote control• Space to house a DVD player if required• Flush fitting - TV tucks neatly away when not in use	Dimensions (mm) 460 (H) x 594 (W) Aperture dimensions (mm) 446 (H) x 560 (W) Colours ETV45000X: Anti-fingerprint stainless steel



Warming drawer	Features	Technical info
EED29800AX 29cm warming drawer holds 12 place settings This warming drawer is easy to install and is designed to complement our range of Stainless Steel single ovens, compact ovens and microwave ovens Serve your guests with pre-warmed dishes, just like the professional chefs do. This clever warming drawer is ideal for heating up plates and dishes and keeping food warm	<ul style="list-style-type: none">• Keep warm at 80°C• Cookware and utensil warming• 2 Heat seatings• Easy to clean removable non-slip mat• Power on indicator	Dimensions (mm) 295 (H) x 594 (W) x 535 (D) Aperture dimensions (mm) 295 (H) x 560 (W) x 550 (D) Colours EED2980AX: Anti-fingerprint stainless steel



Warming drawer	Features	Technical info
EED14800AX 14cm warming drawer holds 6 place settings This warming drawer is easy to install and is designed to complement our range of Stainless Steel single ovens, compact ovens and microwave ovens Serve your guests with pre-warmed dishes, just like the professional chefs do. This clever warming drawer is ideal for heating up plates and dishes and keeping food warm	<ul style="list-style-type: none">• Keep warm at 80°C• Cookware and utensil warming• 2 Heat seatings• Easy to clean removable non-slip mat• Power on indicator	Dimensions (mm) 135 (H) x 594 (W) x 535 (D) Aperture dimensions (mm) 140 (H) x 560 (W) x 550 (D) Colours EED14800AX: Anti-fingerprint stainless steel



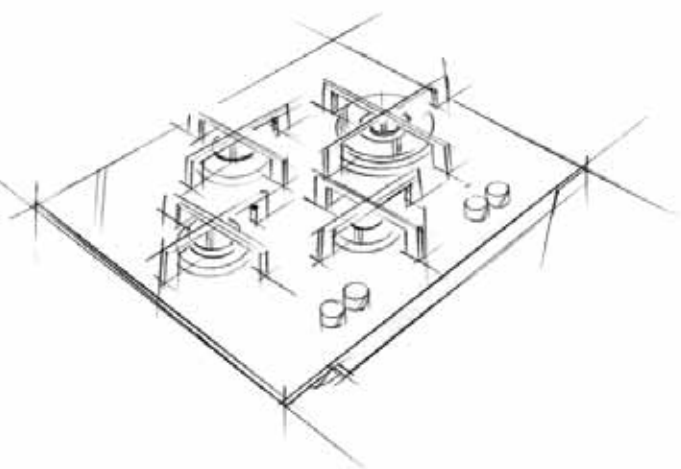
Warming drawer	Features	Technical info
EED147000X 14cm warming drawer with push pull mechanism holds 6 place settings This warming drawer is easy to install and is designed to complement our range of Stainless Steel single ovens, compact ovens and microwave ovens Serve your guests with pre-warmed dishes, just like the professional chefs do. This clever warming drawer is ideal for heating up plates and dishes and keeping food warm	<ul style="list-style-type: none">• Keep warm at 80°C• Cookware and utensil warming• 2 Heat seatings• Easy to clean removable non-slip mat• Power on indicator	Dimensions (mm) 135 (H) x 594 (W) x 535 (D) Aperture dimensions (mm) 140 (H) x 560 (W) x 550 (D) Colours EED147000X: Anti-fingerprint stainless steel



Gas hobs

What's new

Greater flexibility, enhanced efficiency and easier cleaning. Cooking on a gas hob has never been better, as you can see from highlights across our range.



Cast iron pan supports
Provide a robust and durable cooking base.



High quality control knobs
With high heat resistance and durability.



One size fits all
Our 75cm gas hobs fit into the same space as standard 60cm hobs.

Create more

Use the largest pots and pans safely with Electrolux CrossCook. We've changed the way some gas burners are arranged to give you a much more flexible cooking area.



Cook in style

We have a range of gas hobs that feature black, glossy glass at the base rather than steel. For all the benefits of cooking with gas, with a dash of panache.



Burners
With a variety of different sized burners, from simmering to true wok cooking, the burners on our hobs cater for all types of high heat.

70cm Gas on Glass Hob

EGT7353NOK

70cm wide Gas on Glass hob with front controls



Features

For a modern, premium look, choose this gas-on-glass hob. It combines the precision of cooking with gas, with the smooth style of ceramic glass

A variety of different sized burners great for boiling or simmering, also includes a triple crown burner giving intense heat for true wok cooking

- Cast-iron supports to provide a robust and durable cooking base
- Automatic hob ignition allows you to get started without delay
- Automatic gas cut-off - a practical solution for peace of mind
- High-quality knobs with high heat resistance and durability
- LPG Kits included

Technical info



Built in (mm)
680 (W) x 510 (D)

Colours
EGT7353NOK: Black glass

60cm Gas on Glass Hob

EGT6343LOK

60cm wide designer SemiFlush X-line Gas on Glass hob



Features

With the new X-line hob, not only does it give a designer appearance but it gives you more space for larger pots and pans, as the burners are laid out in an innovative new configuration that frees up space

A variety of different sized burners great for boiling or simmering, also includes a triple crown burner giving intense heat for true wok cooking

- Cast-iron supports to provide a robust and durable cooking base
- Automatic hob ignition allows you to get started without delay
- Automatic gas cut-off – a practical solution for peace of mind
- High-quality knobs with high heat resistance and durability
- LPG Kits included

Technical info



Built in (mm)
595 (W) x 525 (D)

Colours
EGT6343LOK: Black glass

60cm Gas on Glass Hob

EGT6242NOK

60cm wide Gas on Glass hob with Front controls



Features

For a modern, premium look, choose this gas-on-glass hob. It combines the precision of cooking with gas, with the smooth style of ceramic glass

A variety of different sized burners great for boiling or simmering

- Robust enamel supports to provide higher heat resistance and durability
- Automatic hob ignition allows you to get started without delay
- Automatic gas cut-off - a practical solution for peace of mind
- High-quality knobs with high heat resistance and durability
- LPG Kits included

Technical info




Built in (mm)
590 (W) x 520 (D)

Colours
EGT6242NOK: Black glass

60cm Stainless Steel Hob

EGU6343LOX

60cm wide designer UltraFlat stainless steel XLine hob



Features

With the new X-line hob, not only does it give a designer appearance but it gives you more space for larger pots and pans, as the burners are laid out in an innovative new configuration that frees up space

This UltraFlat gas hob has no extra ridges or profiles - just sleek burners and simple controls. It's perfect for today's minimalist kitchen

- A variety of different sized burners great for boiling or simmering, also includes a triple crown burner giving intense heat for true wok cooking
- Cast-iron supports to provide a robust and durable cooking base
- Automatic hob ignition allows you to get started without delay
- Automatic gas cut-off - a practical solution for peace of mind
- High-quality knobs with high heat resistance and durability
- LPG Kits included

Technical info



Built in (mm)
595 (W) x 525 (D)

Colours
EGU6343LOX: Stainless steel
EGT6343LOK: Black


90cm Stainless Steel Hob

EGG9363NOX

90cm wide stainless steel hob with cast iron pan supports

Durable stainless steel gas hob for traditional hob cooking with instant control from simmering to boiling

A variety of different sized burners great for boiling or simmering, also includes a triple crown burner giving intense heat for true wok cooking



Features

- Cast-iron supports to provide a robust and durable cooking base
- Automatic hob ignition allows you to get started without delay
- Automatic gas cut-off - a practical solution for peace of mind
- High-quality knobs with high heat resistance and durability
- LPG Kits included

Technical info



Built in (mm)
894 (W) x 510 (D)

Colours
EGG9363NOX: Stainless steel

75cm Stainless Steel Hob

EGG7353NOX

75cm wide stainless steel hob with cast iron pan supports

Durable stainless steel gas hob for traditional hob cooking with instant control from simmering to boiling

A variety of different sized burners great for boiling or simmering, also includes a triple crown burner giving intense heat for true wok cooking



Features

- Cast-iron supports to provide a robust and durable cooking base
- Automatic hob ignition allows you to get started without delay
- Automatic gas cut-off - a practical solution for peace of mind
- High-quality knobs with high heat resistance and durability
- LPG Kits included

Technical info



Built in (mm)
744 (W) x 510 (D)

Colours
EGG7353NOX: Stainless steel

60cm Stainless Steel Hob

EGG6343NOX

60cm wide stainless steel hob with cast iron pan supports

Durable stainless steel gas hob for traditional hob cooking with instant control from simmering to boiling



Features

- A variety of different sized burners great for boiling or simmering, also includes a triple crown burner giving intense heat for true wok cooking
- Cast-iron supports to provide a robust and durable cooking base
- Automatic hob ignition allows you to get started without delay
- Automatic gas cut-off - a practical solution for peace of mind
- High-quality knobs with high heat resistance and durability
- LPG Kits included



Technical info



Built in (mm)
594 (W) x 510 (D)

Colours
EGG6343NOX: Stainless steel

60cm Stainless Steel Hob

EGG6242NOX

60cm wide stainless steel hob with enamel pan supports

Durable stainless steel gas hob for traditional hob cooking with instant control from simmering to boiling



Features

- A variety of different sized burners great for boiling or simmering
- Robust enamel supports to provide higher heat resistance and durability
- Automatic hob ignition allows you to get started without delay
- Automatic gas cut-off - a practical solution for peace of mind
- High-quality knobs with high heat resistance and durability
- LPG Kits included



Technical info



Built in (mm)
594 (W) x 510 (D)

Colours
EGG6242NOX: Stainless steel
EGG6242NOK: Black
EGG6242NOW: White

75cm Stainless Steel Hob

EGG7253NOX

75cm wide stainless steel hob with enamel pan supports

Durable stainless steel gas hob for traditional hob cooking with instant control from simmering to boiling



Features

- A variety of different sized burners great for boiling or simmering, also includes a triple crown burner giving intense heat for true wok cooking
- Robust enamel supports to provide higher heat resistance and durability
- Automatic hob ignition allows you to get started without delay
- Automatic gas cut-off - a practical solution for peace of mind
- High-quality knobs with high heat resistance and durability
- LPG Kits included



Technical info



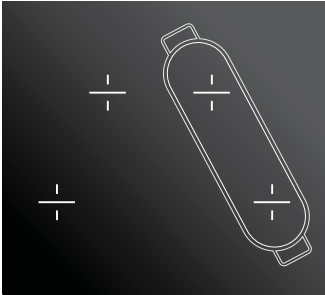
Built in (mm)
744 (W) x 510 (D)

Colours
EGG7253NOX: Stainless steel

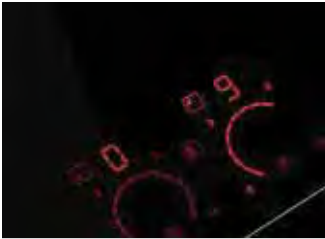
Electric hobs

What's new

Pure design goes further with near 'invisible' controls. Here's an array of stunning and practical features from across our hob range.



Infinite.
Break out of the circle
Spread your pots and pans across the Infinite hob's cooking surface for complete creative freedom.



Direct Access Rotary
For instant temperature selection in just one touch, intuitive, seamless style with spectacular backlights.

If the phone rings

Select Stop&Go, knowing that all your settings are saved and can easily be re-activated with the touch of a button.

Fish on the menu?
Place a fish kettle or any other long pan across two cooking zones, with our enhanced 'bridge' mode.



EcoTimer™
Make the most of free residual heat, reducing energy consumption even further.

Make a statement
Combine these modular hobs to build your own tailored mix of cooking methods - choose from gas, induction and ceramic.

1. Induction
2. Gas Wok
3. Gas
4. Ceramic

Elegantly simple
The exclusive white LED display on black is a stunning industry first. Available on selected models.

CleverHeat™
Using a 3-level system, CleverHeat™ shows you how hot the zone is once you have switched it off, so you can make smart use of the residual heat.

Hide and reveal
Not in use? Our InfinitePure Hob hides the controls until you need them next. All you see is a subtle power button and pure glass.

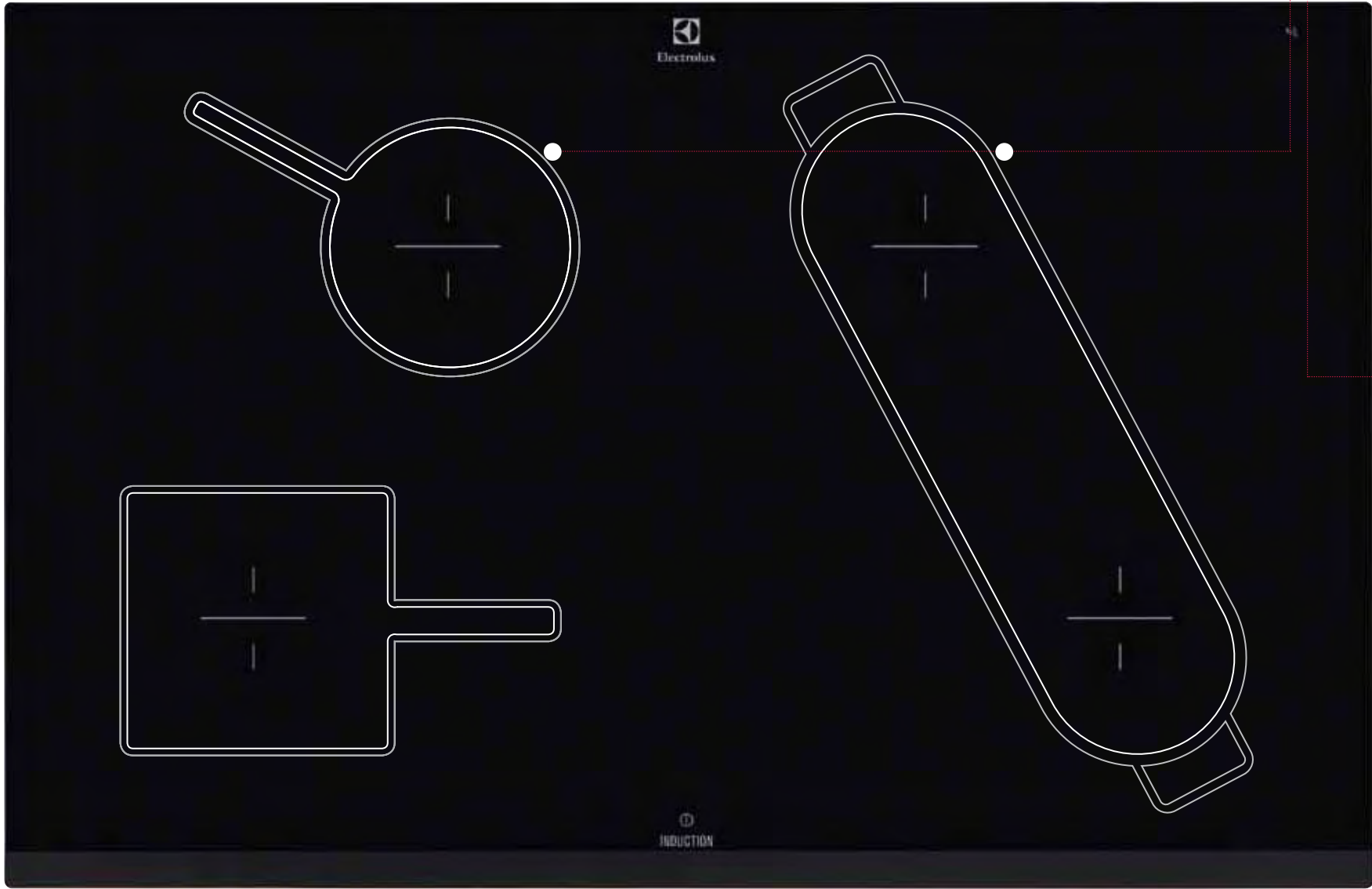


Wok induction cradle model no. Infi-wok

Electric Hobs

Worth knowing

What innovation across our Inspiration Range helps you in the home?



Infinite possibilities

Induction hobs heat the base of the pan only. That means you can use any shape or size of pot and move these around freely on the hob's surface as you cook. Your pots and pans just need to cover the respective cross.

You can even place a very long pan or fish kettle across two cooking zones.

Touch, rotate, set

Touch the DirectAccess rotary slider, rotate your finger to the setting required and leave your induction hob to do the rest. Our hobs bring the best ways to control a hob together to save you time.



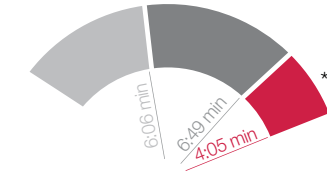
Seven reasons to choose induction

- | | |
|---|--|
| 1
Freedom to use a range of culinary tools. | 5
Safety: Even when turned on, the cooking zone will only heat up when a pan is placed on it. With a temperature sensor to prevent overheating. |
| 2
Speed: Induction hobs heat the pan directly and your food immediately. | 6
Convenience: As the hob remains relatively cool, you can easily wipe away any spills. |
| 3
Control: You can adjust the heat precisely, with instant effect. | 7
Style: An induction hob will complement any modern kitchen design. |
| 4
Energy efficiency: You only heat what needs to be heated, the pan. | |

Boils faster

An induction hob will boil a litre of water in 4:05 minutes, making it the most energy efficient way to cook on a hob.

- Solid hot plate
- Radiant heat
- Induction



As fast as 4:05 minutes

*Electrolux internal test data

Seamless

For a seamless finish to your kitchen, choose the new InfinitePure™ induction hob. When not in use, the hob is a stunning piece of flat glass that complements any modern kitchen, when turned on, the hob illuminates to ensure ease of operation and control.



Infinite possibilities

Professional chefs need instant precise heat control. Our InfinitePure™ hob with intuitive DirectAccess rotary sliders, gives you the same level of control in one touch.

Flexible cooking

Freedom of space to cook anywhere you want with induction heating. Simply place the pans on the crosses.

- Automatically adjusts to the shape of pots and pans
- Heats up quickly – no energy is wasted heating empty areas

Bridge function

Gives flexibility to use any shape pan, even oversize pans.

- Use two pans in one zone
- Place larger pans across two cooking zones for a perfect result every time

Induction

The heat you need is generated instantly within the bottom of your pots and pans. Making induction cooking faster.

Quick and accurate

Precise heat control in an instant with the one touch intuitive DirectAccess rotary slider. Adjust and control heat levels quickly, easily and accurately.

80cm Induction Hob

EHD8740FOK

80cm wide Induction PureHob with 4 Infinite zones

For a unique seamlessly integrated cooking surface, the PureHob is only visible when you turn it on

The Infinite Induction hob gives you maximum freedom. As long as the cross is completely covered, you can place pans with different sizes and shapes anywhere you like

Features


- EcoTimer™ - switches the hob off using its residual heat for the remainder of the cooking process
- Stop&Go function so you can pause cooking at any time
- CleverHeat™ indicates three levels of residual heat
- CountUp timer to keep track of how long your dish has been cooking or set the timer to alert you after a certain duration
- Child lock for peace of mind
- You can instantly set the temperature with just a touch using the intuitive DirectAccessRotary controls

Technical info



Built in (mm)
780 (W) x 520 (D)

Colours
EHD8740FOK: Frameless, front edge bevelled



80cm Induction Hob

EHL8740FOG

80cm wide Induction Infinite hob with white LED DirectAccessRotary controls

The Infinite Induction hob gives you maximum freedom. As long as the cross is completely covered, you can place pans with different sizes and shapes anywhere you like

Illuminated with bright white LED light, this control panel harmonises with the other modern control panels in your kitchen

Features

- EcoTimer™ - switches the hob off using its residual heat for the remainder of the cooking process
- Stop&Go function so you can pause cooking at any time
- CleverHeat™ indicates three levels of residual heat
- CountUp timer to keep track of how long your dish has been cooking or set the timer to alert you after a certain duration
- Child lock for peace of mind
- You can instantly set the temperature with just a touch using the intuitive DirectAccessRotary controls

Technical info



Built in (mm)
780 (W) x 520 (D)

Colours
EHL8740FOG: Frameless, front edge bevelled



80cm Induction Hob

EHH8945FOG

80cm wide Induction hob with large bridged zone and white LED touch controls

Illuminated with bright white LED light, this control panel harmonises with the other modern control panels in your kitchen

The bridge feature of this hob gives you more flexibility by turning two zones into one larger zone

Features

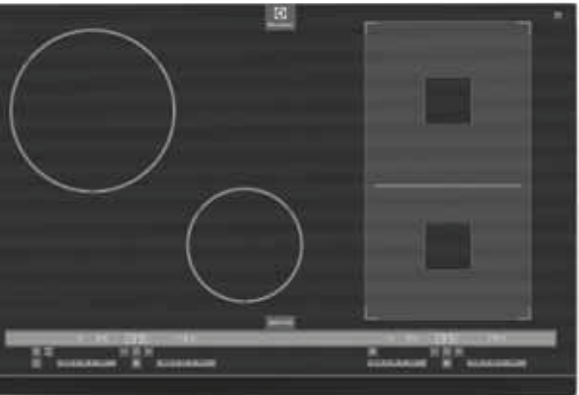
- EcoTimer™ - switches the hob off using its residual heat for the remainder of the cooking process
- Stop&Go function so you can pause cooking at any time
- CleverHeat™ indicates three levels of residual heat
- CountUp timer to keep track of how long your dish has been cooking or set the timer to alert you after a certain duration
- Child lock for peace of mind
- You can instantly set the temperature with just a touch using the intuitive touch slide controls

Technical info



Built in (mm)
780 (W) x 520 (D)

Colours
EHH8945FOG: Frameless, front edge bevelled



60cm Induction Hob

EHI6740FOG

60cm wide Induction hob with large bridged zone and white LED DirectAccessRotary controls

Illuminated with bright white LED direct light, this control panel harmonises with the other modern control panels in your kitchen

The bridge feature of this hob gives you more flexibility by turning two zones into one larger zone

Features

- EcoTimer™ - switches the hob off using its residual heat for the remainder of the cooking process
- Stop&Go function so you can pause cooking at any time
- CleverHeat™ indicates three levels of residual heat
- CountUp timer to keep track of how long your dish has been cooking or set the timer to alert you after a certain duration
- Child lock for peace of mind
- You can instantly set the temperature with just a touch using the intuitive DirectAccessRotary controls

Technical info



Built in (mm)
590 (W) x 520 (D)

Colours
EHI6740FOG: Frameless, front edge bevelled



80cm Induction Hob

EHL8740FOK

80cm wide Induction Infinite hob with red LED DirectAccessRotary controls

The Infinite Induction hob gives you maximum freedom. As long as the cross is completely covered, you can place pans with different sizes and shapes anywhere you like

You can instantly set the temperature with just a touch using the intuitive DirectAccessRotary controls, with their seamless smooth look and spectacular backlights



Features

- EcoTimer™ - switches the hob off using its residual heat for the remainder of the cooking process
- Stop&Go function so you can pause cooking at any time
- CleverHeat™ indicates three levels of residual heat
- CountUp timer to keep track of how long your dish has been cooking or set the timer to alert you after a certain duration
- Child lock for peace of mind
- Chef function

Technical info



Built in (mm)
590 (W) x 520 (D)

Colours
EHL6740FOK: Frameless, front edge bevelled

60cm Induction Hob

EHL6740FOK

60cm wide Induction Infinite hob with red LED DirectAccessRotary controls

The Infinite Induction hob gives you maximum freedom. As long as the cross is completely covered, you can place pans with different sizes and shapes anywhere you like

You can instantly set the temperature with just a touch using the intuitive DirectAccessRotary controls



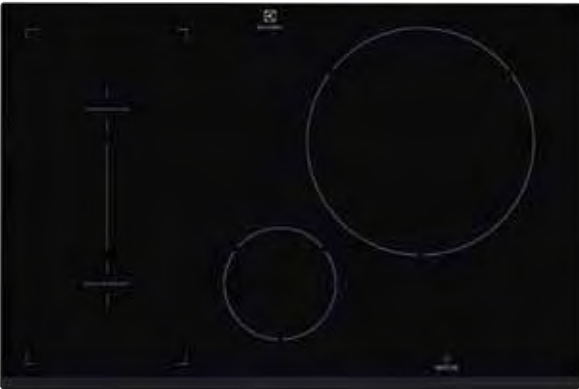
80cm Induction Hob

EHI8742FOK

80cm wide Induction hob with large bridged zone and red LED DirectAccessRotary controls

Use large pots and pans like a professional chef! The extra-large cooking zone on this hob gives you the freedom to easily prepare all kinds of dishes requiring large pans

The bridge feature of this hob gives you more flexibility by turning two zones into one larger zone



Features

- DirectAccessRotary electronic for instant, precise heat control
- EcoTimer™ - switches the hob off using its residual heat for the remainder of the cooking process
- Stop&Go function so you can pause cooking at any time
- CleverHeat™ indicates three levels of residual heat
- CountUp timer to keep track of how long your dish has been cooking or set the timer to alert you after a certain duration
- Child lock for peace of mind

Technical info



Built in (mm)
780 (W) x 520 (D)

Colours
EHI8742FOK: Frameless, front edge bevelled

60cm Induction Hob

EHH6540FOK

60cm wide Induction hob with red LED slide touch controls

Thanks to this hob's professional induction technology, the surface never gets hot. So spills don't harden on, and it cleans up with just a quick wipe

Four-zone hob for the flexibility to cook multiple dishes at once



80cm Ceramic Hob

EHF8748FOK

80cm wide ceramic hob with a variety of different sized zones

With four cooking zones including one triple zone, one dual zone and one extendable zone, this hob gives you the flexibility you need to prepare several dishes at the same time

You can instantly set the temperature with just a touch using the intuitive DirectAccessRotary controls

Features

- EcoTimer™ - switches the hob off using its residual heat for the remainder of the cooking process
- Stop&Go function so you can pause cooking at any time
- CleverHeat™ indicates three levels of residual heat
- CountUp timer to keep track of how long your dish has been cooking or set the timer to alert you after a certain duration
- Child lock for peace of mind

Technical info



Built in (mm)
780 (W) x 520 (D)

Colours
EHF8748FOK: Frameless, front edge bevelled



60cm Ceramic Hob

EHF6747FOK

60cm wide ceramic hob with red LED DirectAccessRotary controls

With four cooking zones including one triple zone and one extendable zone, this hob gives you the flexibility you need to prepare several dishes at the same time

You can instantly set the temperature with just a touch using the intuitive DirectAccessRotary controls

Features

- EcoTimer™ - switches the hob off using its residual heat for the remainder of the cooking process
- Stop&Go function so you can pause cooking at any time
- CleverHeat™ indicates three levels of residual heat
- CountUp timer to keep track of how long your dish has been cooking or set the timer to alert you after a certain duration
- Child lock for peace of mind

Technical info



Built in (mm)
590 (W) x 520 (D)

Colours
EHF6747FOK: Frameless, front edge bevelled



60cm Ceramic Hob

EHF6241FOK

60cm wide ceramic hob with red LED touch controls

With four cooking zones in a variety of sizes including one dual zone, this hob is suitable for large and small pans alike

Features

- Clear, compact touch controls are easy to use and easy to wipe clean
- Residual heat indicator lets you know when the hob is still hot
- Child lock for peace of mind

Technical info



Built in (mm)
590 (W) x 520 (D)

Colours
EHF6241FOK: Frameless, front edge bevelled



60cm Ceramic Hob

EHF6140FOK

60cm wide ceramic hob with side controls

This electric hob is the perfect everyday tool for daily cooking. It's simple and reliable and will help make sure that cooking is always a pleasure

Features

- Four individual cooking zones in two different sizes
- Rotary side controls, they're designed to be easy to twist and turn when you change the power levels of your hob
- Residual heat indicator lets you know when the hob is still hot

Technical info



Built in (mm)
590 (W) x 520 (D)

Colours
EHF6140FOK: Frameless, front edge bevelled



Take your pick

*Customised luxury comes to your kitchen
with a choice of sleek, modular domino hobs.*

2

Each arrangement is highly individual, with plenty of opportunity to add a few specialist touches.

The Domino's minimalist design will complete any kitchen style, sitting harmoniously alongside wood, stainless steel, marble or more glass. Simply choose the modules that best suit you.

4

1

Made of glass and little else, our Domino collection is breathtaking. You'll notice it's stunningly practical too, allowing you to make your cooking space your own.

- 1. Gas (Double Ring)
- 2. Ceramic (Two Zones)
- 3. Induction (Two Zones)
- 4. Gas (Wok Burner)

3



The Professional Connection
Cooking is a highly personal experience. We know chefs adapt their equipment to best fit their art and individuality. Our Domino Hobs allow you to do the same, exquisitely.

Domino two burner gas hob

EGC3322NOK

Combine this modular hob with other modular hobs from Electrolux to build your own tailored mix of cooking methods – choose from gas, induction and ceramic

For a modern, premium look, choose this gas-on-glass hob. It combines the precision of cooking with gas, with the smooth style of ceramic glass



Features

- Cast-iron supports to provide a robust and durable cooking base
- Automatic hob ignition allows you to get started without delay
- Automatic gas cut-off – a practical solution for peace of mind
- High-quality knobs with high heat resistance and durability

Technical info



Built in (mm)
290 (W) x 520 (D)

Colours
EGC3322NOK: Black glass

Domino wok burner gas hob

EGC3313NOK

Combine this modular hob with other modular hobs from Electrolux to build your own tailored mix of cooking methods – choose from gas, induction and ceramic

For a modern, premium look, choose this gas-on-glass hob. It combines the precision of cooking with gas, with the smooth style of ceramic glass



Features

- Cast-iron supports to provide a robust and durable cooking base
- Thanks to the high-power triple-crown burner, you can create an extremely intense flame. It's exactly the kind of heat you need for wok cooking
- Automatic hob ignition allows you to get started without delay
- Automatic gas cut-off – a practical solution for peace of mind
- High-quality knobs with high heat resistance and durability

Technical info



Built in (mm)
290 (W) x 520 (D)

Colours
EGC3313NOK: Black glass

Domino ceramic hob

EHF3920BOK

Combine this modular hob with other modular hobs from Electrolux to build your own tailored mix of cooking methods – choose from gas, induction and ceramic

Sleek, premium ceramic glass surface, easy to wipe clean



Features

- Two individual cooking zones in different sizes
- Front rotary controls, they're designed to be easy to twist and turn when you change the power levels of your hob
- High-quality knobs with high heat resistance and durability

Technical info



Built in (mm)
290 (W) x 520 (D)

Colours
EHF3920BOK: Black glass

Domino induction hob

EHH3920BOK

Combine this modular hob with other modular hobs from Electrolux to build your own tailored mix of cooking methods – choose from gas, induction and ceramic

Sleek, premium ceramic glass surface, easy to wipe clean



Features

- Two individual induction cooking zones in different sizes
- Front rotary controls, they're designed to be easy to twist and turn when you change the power levels of your hob
- High-quality knobs with high heat resistance and durability

Technical info



Built in (mm)
290 (W) x 520 (D)

Colours
EHH3920BOK: Black glass

Hoods

What's new

Introducing some of the very latest hood features from across our range.



Hear it sizzle...
...or the conversation flow. Our InverterTechnology makes for quiet motor operation. And in SilentMode, it needs less energy to run than a standard light bulb (12W to absorb 200m³/h).

Leave it to the sensor

With our Automatic Smoke&Vapour sensor, your hood will adjust its performance according to the amount of smoke and the vapour in your kitchen.

Aligned across our range
Your choice of hood will integrate seamlessly with any models from our Inspiration Range. Our top line models feature our signature flow line for design harmony, together with a sophisticated white LED display on layered glass and metal.



Whisked away
The innovative design of our extraction system enables our hoods to capture fumes that often slip into the kitchen. For increased efficiency and reduced maintenance.



Atmospheric effects
Our dimming light adds a sophisticated visual touch when you switch the hood light on or off. Another bright idea: our LEDs reduce energy consumption by up to 70% compared to standard light bulbs.

70%
Less energy



Simple slide control

Select the hood's performance speed and the illumination you need.

Run it for less
Our hoods are highly efficient, using less energy than standard models. This is thanks to our brushless InverterTechnology. In fact, when you run the hood at its maximum speed (BoostMode), you'll use up to 40% less energy than standard models. And at the minimum setting (SilentMode) the power consumption is only 10% compared to a standard hood.



Island hood

EFL12680BX

Stylish Eclipse design 120cm wide island hood with white LED display

Thanks to its professional InverterTechnology motor, this cooker hood does more than freshen up your kitchen: it also uses energy efficiently, and is super quiet

Whatever you're cooking, this cooker hood ensures the air in your kitchen is always fresh. Its sensor technology detects vapours and switches the cooker hood on for you



Features

- The integrated LED lights in this cooker hood have a built-in dimmer – so you can adapt the illumination of your kitchen for every occasion
- Touch electronic control for a sleek finish and easy interaction
- Perimeter extraction for lower energy consumption and noise levels
- Indicator for grease filter and carbon filter
- 5 Speed control + intensive

Technical info



Dimensions (mm)
1150-910 (H) x 1198 (W) x 700 (D)

Colours available
EFL12680BX: Stainless steel

Island hood

EFL10380BX

Eclipse design glass 100cm wide island hood with white LED display

With this intuitive slider interface, you can either touch or slide to select the perfect extraction setting in one smooth move

Thanks to its professional InverterTechnology motor, this cooker hood does more than freshen up your kitchen: it also uses energy efficiently, and is super quiet



Features

- The integrated LED lights in this cooker hood have a built-in dimmer – so you can adapt the illumination of your kitchen for every occasion
- Touch electronic control for a sleek finish and easy interaction
- Perimeter extraction for lower energy consumption and noise levels
- 4 Speed control + intensive

Technical info



Dimensions (mm)
1133-893 (H) x 1000 (W) x 654 (D)

Colours available
EFL10380BX: Stainless steel

Island hood

EFA50700X / K / W

Stylish island hood

The two Halogen lamps built into this cooker hood shine a bright light over your hob - so you can check up on how all your dishes are doing



Features

- Freshen up the air in your own kitchen as quickly as if you were in a professional one. This cooker hood's powerful motor drives its amazing performance
- Electronic push buttons for effortless control of the hood
- Indicator to tell you when the filters needs to be changed
- 3 Speed control
- Recirculation only
- Charcoal filter included

Technical info



Dimensions (mm)
401 (H) x 483 (W) x 483 (D)

Colours available
EFA50700X: Stainless steel
EFA50700K: Black
EFA50700W: White

Island hood

EFA40850X

Designer round stainless steel island hood

Freshen up the air in your own kitchen as quickly as if you were in a professional one. This cooker hood's powerful motor drives its amazing performance



Features

- The modern halogen lamps built into this cooker hood shine a bright light over your hob - so you can check up on how all your dishes are doing
- Electronic push buttons for effortless control of the hood
- Indicator to tell you when the filters needs to be changed
- 3 Speed control
- Charcoal filter included

Technical info



Dimensions (mm)
1137-837 (H) x 450 (W) x 450 (D)

Colours available
EFA40850X: Stainless steel

Designer hood

EFC90245X

Designer hood in stainless steel with curved glass canopy

The modern halogen lamps built into this cooker hood shine a bright light over your hob – so you can check up on how all your dishes are doing



Features

- Electronic push buttons for effortless control of the hood
- Indicator to tell you when the filters needs to be changed
- 3 Speed control
- Charcoal Filter optional accessory EFF72

Technical info

90
CM

68
dB

3
SPEEDS

Dimensions (mm)
1200-870 (H) x 898 (W) x 490 (D)

Colours available
EFC90245X: 90cm Stainless steel

Chimney hood

EFF55680BX, EFF80680BX

Designer vertical chimney hood in black glass and stainless steel

Thanks to its professional InverterTechnology motor, this cooker hood does more than freshen up your kitchen: it also uses energy efficiently, and is super quiet



Features

- The integrated LED lights in this cooker hood have a built-in dimmer – so you can adapt the illumination of your kitchen for every occasion
- These touch electronic controls give you the smoothest way to select the right extraction speed. What’s more, you can also use them to adjust the light levels
- Perimeter extraction for lower energy consumption and noise levels
- Indicator to tell you when the filters needs to be changed
- 5 Speed control + intensive

Technical info

55
CM

80
CM

70
dB

5
SPEEDS + INTENSIVE

Dimensions (mm)
464 (H) x 550 (W) x 339 (D)
464 (H) x 800 (W) x 339 (D)

Colours available
EFF55680BX: Black glass with stainless steel (55cm)
EFF80680BX: Stainless steel with black glass (80cm)

Chimney hood

EFV60380BX, EFV90380BX

Eclipse design glass chimney hood

Thanks to its professional InverterTechnology motor, this cooker hood does more than freshen up your kitchen: it also uses energy efficiently, and is super quiet



Features

- The integrated LED lights in this cooker hood have a built-in dimmer – so you can adapt the illumination of your kitchen for every occasion
- With this intuitive slider interface, you can either touch or slide to select the perfect extraction setting in one smooth move
- Perimeter extraction for lower energy consumption and noise levels
- Indicator to tell you when the filters needs to be changed
- 4 Speed control + intensive

Technical info

60
CM

90
CM

70
dB

4
SPEEDS + INTENSIVE

Dimensions (mm)
1053-778 (H) x 598 (W) x 454 (D)
1053-778 (H) x 898 (W) x 454 (D)

Colours available
EFV60380BX: Stainless steel (60cm)
EFV90380BX: Stainless steel (80cm)

Chimney hood

EFB60550BX, EFB70550BX
EFB90550BX

Stylish Eclipse design chimney hood

Freshen up the air in your own kitchen as quickly as if you were in a professional one. This cooker hood’s powerful motor drives its amazing performance



Features

- The modern halogen lamps built into this cooker hood shine a bright light over your hob – so you can check up on how all your dishes are doing
- Electronic push buttons for effortless control of the hood
- Intensive extraction rate for a powerful way to clean air quickly
- Indicator to tell you when the filters need to be changed
- 3 Speed control + intensive

Technical info

60
CM

70
CM

90
CM

66
dB

3
SPEEDS + INTENSIVE

Dimensions (mm)
1070-800 (H) x 598 (W) x 474 (D)
1070-800 (H) x 698 (W) x 474 (D)
1070-800 (H) x 898 (W) x 474 (D)

Colours available
EFB60550BX: Stainless steel (60cm)
EFB70550BX: Stainless steel (70cm)
EFB90550BX: Stainless steel (90cm)

Chimney hood

EFC50800X / EFC80800X

Vertical designer chimney hood in stainless steel

Perimeter extraction to clean the air from any angle keeping your kitchen fresh



Features

- The modern halogen lamps built into this cooker hood shine a bright light over your hob – so you can check up on how all your dishes are doing
- Electronic push buttons for effortless control of the hood
- Intensive extraction rate for a powerful way to clean air quickly
- Indicator to tell you when the filters needs to be changed
- 6 Speed control
- Charcoal filter included

Technical info

55CM

80CM

71.4dB

6SPEEDS

Dimensions (mm)
1350-1100 (H) x 548 (W) x 420 (D)
1350-1100 (H) x 798 (W) x 420 (D)

Colours available
EFC50800X: 55cm Stainless steel
EFC80800X: 80cm Stainless steel



Chimney hood

EFC90400X / EFC60400X

Stylish stainless steel chimney hood

Freshen up the air in your own kitchen as quickly as if you were in a professional one. This cooker hood's powerful motor drives its amazing performance



Features

- The modern halogen lamps built into this cooker hood shine a bright light over your hob – so you can check up on how all your dishes are doing
- Electronic push buttons for effortless control of the hood
- Indicator to tell you when the filters needs to be changed
- 3 Speed control
- Charcoal filter included

Technical info

60CM

90CM

72dB

3SPEEDS

Dimensions (mm)
1140-705 (H) x 598 (W) x 500 (D)
1140-705 (H) x 898 (W) x 500 (D)

Colours available
EFC60400X: 60cm Stainless steel
EFC90400X: 90cm Stainless steel



Designer hood

EFC90245X

Designer hood in stainless steel with curved glass canopy

The modern halogen lamps built into this cooker hood shine a bright light over your hob – so you can check up on how all your dishes are doing



Features

- Electronic push buttons for effortless control of the hood
- Indicator to tell you when the filters needs to be changed
- 3 Speed control
- Charcoal Filter optional accessory EFF72

Technical info

90CM

68dB

3SPEEDS

Dimensions (mm)
1200-870 (H) x 898 (W) x 490 (D)

Colours available
EFC90245X: 90cm Stainless steel

Chimney hood

EFC70720X

Stainless steel and glass chimney hood that extends from 60cm to 70cm

The modern halogen lamps built into this cooker hood shine a bright light over your hob – so you can check up on how all your dishes are doing



Features

- Electronic push buttons for effortless control of the hood
- Indicator to tell you when the filters needs to be changed
- 3 Speed control
- Charcoal Filter optional accessory EFF72

Technical info

70CM

61dB

3SPEEDS

Dimensions (mm)
903-623 (H) x 698 (W) x 470 (D)

Colours available
EFC70720X: 70cm Stainless steel

Chimney hood

EFC60151 / EFC90151

Stainless steel chimney hood

The modern halogen lamps built into this cooker hood shine a bright light over your hob – so you can check up on how all your dishes are doing



Features

- Slider control for easy operation
- 3 Speed control
- Charcoal Filter optional accessory EFF75

Technical info

60
CM

90
CM

71
dB

3
SPEEDS

Dimensions (mm)

995-620 (H) x 598 (W) x 471 (D)
995-620 (H) x 898 (W) x 471 (D)

Colours available

EFC60151X: 60cm Stainless steel
EFC60151W: 60cm White
EFC60151K: 60cm Black
EFC90151X: 90cm Stainless steel
EFC90151K: 90cm Black

Telescopic hood

EFP6500X

Semi integrated telescopic hood

The modern halogen lamps built into this cooker hood shine a bright light over your hob – so you can check up on how all your dishes are doing

Features

- Slider control for easy operation
- Indicator to tell you when the filters needs to be changed
- 3 Speed control
- Charcoal Filter optional accessory EFF75

Technical info

60
CM

67
dB


3
SPEEDS

Dimensions (mm)

175 (H) x 598 (W) x 280 (D)

Colours available

EFP6500X: 60cm Stainless steel



Integrated hood

EFI60012S

Integrated hood to create a seamless look in your kitchen

The modern halogen lamps built into this cooker hood shine a bright light over your hob – so you can check up on how all your dishes are doing



Features

- Slider control for easy operation
- Indicator to tell you when the filters needs to be changed
- 3 Speed control
- Charcoal Filter optional accessory Type 57

Technical info

60
CM

67
dB

3
SPEEDS

Dimensions (mm)

400 (H) x 598 (W) x 270 (D)

Colours available

EFI60012S: 60cm Stainless steel

Telescopic hood

EFP60310G

Fully integrated telescopic hood

The modern halogen lamps built into this cooker hood shine a bright light over your hob – so you can check up on how all your dishes are doing

Features

- Slider control for easy operation
- Indicator to tell you when the filters needs to be changed
- 3 Speed control
- Charcoal Filter optional accessory Type 303

Technical info

60
CM

66
dB

3
SPEEDS

Dimensions (mm)

208 (H) x 558 (W) x 276 (D)

Colours available

EFP60310G: 60cm Grey



Canopy hood

EFG50022S

Canopy hood

The modern halogen lamps built into this cooker hood shine a bright light over your hob - so you can check up on how all your dishes are doing

Features

- Slider control for easy operation
- Indicator to tell you when the filters needs to be changed
- 3 Speed control
- Charcoal Filter optional accessory EFF75

Technical info

52
CM

64
dB

3
SPEEDS

Dimensions (mm)
204 (H) x 522 (W) x 284 (D)

Colours available
EFG50022S: 52cm Grey




Splash backs

EFB60/90 EFB675/975/175

Stylish stainless steel splashback to complement our range of stainless steel ovens, hobs and hoods - easy wipe clean

Sizes

- EFB60X 60cm wide x 70cm high,
- EFB90X 90cm wide x 70cm high,
- EFB675X 60cm wide x 75cm high,
- EFB975X 90cm wide x 75cm high,
- EFB175X 100cm wide x 75cm high



Freestanding cookers

Worth knowing

How innovation across our Inspiration Range helps you in the home.



Catalytic coating

To help with cleaning, Electrolux cookers have catalytic coating on the top, back and sides. The coating absorbs any grease which is then oxidised when the oven is set to its highest temperature.

Touch control

Using the latest in innovation, we give you touch control operation for the oven and hob at your fingertips. The precision temperature control ensures easy operation of the oven and hob with the added benefit of timers for each zone as well as Stop&Go function which is great for unexpected interruptions reducing all zones to a minimum heat until you are ready to start cooking again.

Rapid power zones

Our zones on our electric cookers have rapid power zones which heat up in less than 5 seconds, saving time and energy.



UltraZone gas oven

This gas oven is great for cooking foods requiring different temperatures as the oven is hotter at the top and cooler at the bottom.

Glass lid with auto shut off

Not only does the lid provide a useful splashback, when the lid is closed it gives more worktop space and with auto gas cut off when the lid is being closed there is added safety.

UltraFan

Thanks to the specially designed fan, temperatures throughout the oven are even which is great for batch baking and there is no transfer of flavours so sweet and savoury can be cooked at the same time. UltraFan also reduces pre-heating times and achieves shorter cooking times at lower temperatures.



Freestanding cooker

EKC607601

Stunning electric freestanding cooker with touch control operation



Features

Unique touch control for both the hob and oven. With precision temperature control at your fingertips and a stunning appearance, this freestanding cooker will look sleek in your kitchen

This cooker's huge oven capacity gives you the freedom to be truly generous when serving. In fact, you can cook so much at once, that everyone gets a second helping!

- XL fan design for even results wherever you place your dish
- Experiment like a professional chef using this multifunction oven. Select the optimum function for the dish from roasting to baking to grilling to fan cooking
- Ceramic hob with multiple zones which is easy to clean thanks to its completely flat surface
- So dinner is always ready when you want it, this interface with red LED display enables you to select the cooking end-time and duration. It has retractable knobs and push buttons for access to all settings
- Main oven 10% more energy-efficient than an A-class oven, top oven A rated
- Catalytic liners in both ovens - an aid to cleaning

Technical info



Top oven



Main oven



Free Standing (mm)
900 (H) x 600 (W) x 600 (D)

Colours
EKC607601X: Anti-fingerprint stainless steel
EKC607601W: White

Freestanding cooker

EKC603602

Designer multifunction electric freestanding cooker



Features

With this cooker's multifunctional oven, each dish will taste great. And because it spreads the heat evenly, every mouthful will be equally delicious

This cooker's huge oven capacity gives you the freedom to be truly generous when serving. In fact, you can cook so much at once, that everyone gets a second helping!

- XL fan design for even results wherever you place your dish
- Experiment like a professional chef using this multifunction oven. Select the optimum function for the dish from roasting to baking to grilling to fan cooking
- Ceramic hob with multiple zones which is easy to clean thanks to its completely flat surface
- So dinner is always ready when you want it, this interface with red LED display enables you to select the cooking end-time and duration. It has retractable knobs and push buttons for access to all settings
- Main oven 10% more energy-efficient than an A-class oven, top oven A rated
- Catalytic liners in both ovens - an aid to cleaning

Technical info



Top oven



Main oven



Free Standing (mm)
900 (H) x 600 (W) x 600 (D)

Colours
EKC603602X: Stainless Steel

Freestanding cooker
EKC603601 / EKC603600

Designer electric freestanding cooker
with double oven



Features

Thanks to this cooker's extra large fan, your dish will cook completely evenly wherever you place it in the oven, so use the space however you want to

This cooker's huge oven capacity gives you the freedom to be truly generous when serving. In fact, you can cook so much at once, that everyone gets a second helping!

So dinner is always ready when you want it, this interface with red LED display enables you to select the cooking end-time and duration. It has rotary controls and push buttons for access to all settings

- Ceramic hob with multiple zones which is easy to clean thanks to its completely flat surface
- So dinner is always ready when you want it, this interface with red LED display enables you to select the cooking end-time and duration. It has retractable knobs and push buttons for access to all settings
- Main oven 10% more energy-efficient than an A-class oven, top oven A rated
- Catalytic liners in both ovens - an aid to cleaning

Technical info



- Top oven
- 1100W
 - 1100W
 - 1100W
- Main oven
- 1100W
 - 1100W

Free Standing (mm)
900 (H) x 600 (W) x 600 (D)

Colours
EKC603601X: Stainless steel
EKC603600K: Black
EKC603600W: White

Freestanding cooker
EKG603202

Designer gas freestanding cooker
with double oven



Features

With our full gas cooker, you get the pleasure of controlling the gas flame so that the heat level is immediately adjusted. You can see at a glance how much power you are using, and always adjust the temperature and the cooking process to suit your needs

This cooker's huge oven capacity gives you the freedom to be truly generous when serving. In fact, you can cook so much at once, that everyone gets a second helping!

- So dinner is always ready when you want it, this interface with red LED display enables you to select the cooking end-time and duration. It has retractable knobs and push buttons for access to all settings
- Cast iron pan supports for stability and controlled cooking
- Gas safety thermocouples - gas is cut off at the source if the flame fails
- Flush fit glass lid with gas safety shut off
- Catalytic liners in both ovens - an aid to cleaning

Technical info



- Top oven
- 1100W
 - 1100W
- Main oven
- 1100W

Free Standing (mm)
900 (H) x 600 (W) x 600 (D)

Colours
EKG603202X: Stainless steel
EKG603202K: Black
EKG603202W: White

Freestanding range cooker
EKM10460

100cm dual fuel double oven range cooker



Features

With two ovens entertaining has never been easier, with a stunning and spacious range cooker that will look professional in any kitchen

Experiment like a professional chef using this multifunction oven. Select the optimum function for the dish from roasting to baking to grilling to fan cooking

So dinner is always ready when you want it, this interface with red LED display enables you to select the cooking end-time and duration. It has retractable knobs and push buttons for access to all settings

- Cast iron pan supports for stability and controlled cooking
- Catalytic coating to make it easier to clean the oven
- Gas safety thermocouples - gas is cut off at the source if the flame fails
- 5 burner gas hob, 1 rapid burner, 2 semi-rapid burners, 1 auxiliary burner, 1 wok burner
- Triple glazed door

Technical info



Free Standing (mm)
900 (H) x 1000 (W) x 600 (D)

Colours
EKM10460X: Stainless steel

Freestanding range cooker
EKM90460

90cm dual fuel double oven range cooker



Features

With two ovens entertaining has never been easier, with a stunning and spacious range cooker that will look professional in any kitchen

Experiment like a professional chef using this multifunction oven. Select the optimum function for the dish from roasting to baking to grilling to fan cooking

So dinner is always ready when you want it, this interface with red LED display enables you to select the cooking end-time and duration. It has retractable knobs and push buttons for access to all settings

- Cast iron pan supports for stability and controlled cooking
- Catalytic coating to make it easier to clean the oven
- Gas safety thermocouples - gas is cut off at the source if the flame fails
- 5 burner gas hob, 1 rapid burner, 2 semi-rapid burners, 1 auxiliary burner, 1 wok burner
- Triple glazed door

Technical info



Free Standing (mm)
900 (H) x 900 (W) x 600 (D)

Colours
EKM90460X: Stainless steel

Microwave

EMS201000X

Microwave oven with side opening door and amber LED display

This microwave will be the perfect addition to your kitchen. The easy to use controls and clear amber LED display offer you a quick and easy alternative to traditional cooking

Whether you want to keep it quick and simple or you just want to reheat something from the fridge, you can rely on this intuitively easy-to-use microwave oven

Features

- Electronic control knob and push buttons, with amber digital display
- 800W microwave with 5 power levels
- 7 Auto cook by weight programmes
- Programme end signal

Technical info



Dimensions (mm)
280mm (H) x 416mm (W) x 367mm (D)

Aperture Dimensions
210mm (H) x 300mm (W) x 311mm (D)

Colours available
EMS201000X: Stainless steel



Microwave with grill

EMS203000X

Microwave oven and grill with side opening door and amber LED display

This microwave will be the perfect addition to your kitchen. The easy to use controls and clear amber LED display offer you a quick and easy alternative to traditional cooking

Whether you want to keep it quick and simple or you just want to reheat something from the fridge, you can rely on this intuitively easy-to-use microwave oven with grill

Features

- Electronic control knob and push buttons, with amber digital display
- 800W microwave with 5 power levels
- 1000W quartz grill for fast and even grilling
- 7 Auto cook by weight programmes
- Programme end signal

Technical info



Dimensions (mm)
280mm (H) x 416mm (W) x 367mm (D)

Aperture Dimensions
210mm (H) x 300mm (W) x 311mm (D)

Colours available
EMS203000X: Stainless steel



Large Microwave

EME31005X

Large capacity microwave oven with side opening door and digital display

This microwave will be the perfect addition to your kitchen. Thanks to its extra-large oven cavity, this microwave oven gives you the flexibility to fit all your culinary creations inside

Whether you want to keep it quick and simple or you just want to reheat something from the fridge, you can rely on this intuitively easy-to-use microwave oven

Features

- Electronic push buttons, with digital display
- 1000W microwave with 10 power levels
- 4 Auto cook by weight programmes
- Programme end signal

Technical info



Dimensions (mm)
300mm (H) x 539mm (W) x 406mm (D)

Aperture Dimensions
228mm (H) x 354mm (W) x 373mm (D)

Colours available
EMEW31005X: Stainless steel



Combination Microwave

EMS304000X

Combination Microwave with side opening door and amber LED display

This combination microwave will be the perfect addition to your kitchen. The easy to use controls and clear amber LED display offer you a quick and easy alternative to traditional cooking

This all-in-one combination microwave gives you complete flexibility in the way you cook and saves space in the kitchen, too. Bake, microwave or grill, all with the same microwave

Features

- Electronic control knob and push buttons, with amber digital display
- 900W microwave with 5 power levels
- 1100W quartz grill
- Convection cooking
- 7 Auto cook by weight programmes
- Programme end signal

Technical info



Dimensions (mm)
335mm (H) x 520mm (W) x 440mm (D)

Aperture Dimensions
250mm (H) x 332mm (W) x 332mm (D)

Colours available
EMS304000X: Stainless steel



Infinite® Grill

A tasteful design to add to your Infinite induction cooking experience

Features

- Large, easy to clean grill surface
- A versatile platform for a wide variety of cooking methods – grilling, sautéing, simmering, browning
- Combine this Infinite grill with any Infinite induction hob which has the 'Bridge' function
- Infi-Grill



Infinite® wok set

A professional wok in an exceptional design

Features

- Ingenious support for effective Wok cooking
- Perfect for stir-frying, as well as braising and simmering
- Combine this Infinite wok set with any Electrolux induction hob with a minimum zone width of 20cm
- Infi-Wok



Telescopic Runners

TR1LFV

One set of fully extendable telescopic shelf runners suitable for use with our Inspiration ovens

TR1LFSTV

One set of fully extendable telescopic shelf runners suitable for use with our Inspiration Steam ovens



Cooling

Preserve your food's freshness for days longer with a range that's inspired by professional cooling technology.



Refrigeration

Wine cellar	90
Fridges and freezers	91–101
Fridge-freezers	102–107
Food centre	108
Freestanding fridge-freezers	110–115

For an explanation on our icons please refer to the inside back cover.

Refrigeration

What's new

Keep your food as fresh as the professionals with our cooling technology. Here are some highlights from across our cooling range.

2 > 1



Longer-lasting freshness
Two cooling systems are better than one. FreshPlus uses our TwinTech® cooling technology, inspired by professional refrigeration. Two separate systems serve your fridge and freezer independently. This stops food from drying out in the fridge and prevents any frost build up in the freezer.



LCD

In sight and at your fingertips

Many of our models feature an LCD screen on the fridge door, which is intuitive to use.



Everything in its place
Extend the life of fresh meat and fish with our FreshZone storage area. Switch on HumidityControl to store fresh fruit, vegetables and other delicate foods perfectly.



Ambient LED light
Long lasting and eco-friendly.



SHOPPING

Just been shopping?

Select the ShoppingMode to maintain the correct temperature as you add your items.

A+



Save energy; cut bills
Keep food fresh using the smallest possible amount of energy.



Going away?

Save even more energy with the HolidayMode and EcoMode.



Tastes fresh, smells fresh
Our TasteGuard® purifies the air inside the fridge compartment, filtering unwanted odours in a natural way - with charcoal.



Refrigeration

Worth knowing


How innovation across our Inspiration Range helps you in the home.

- Pak choi lasts 5 days longer
- Strawberries last 3 days longer
- Celery lasts 3 days longer
- Kiwi fruit last 3 days longer

Source: Electrolux laboratories

Fresh food stays fresh
When stored in our Electrolux TwinTech® FrostFree fridge fruit and vegetables stay fresher for days longer.

Two cooling systems are better than one
Behind our freshness technology lies TwinTech® FrostFree. Based on professional refrigeration solutions, two separate cooling systems, as well separate air flows, serve your fridge and freezer independently.



TwinTech® system Standard system

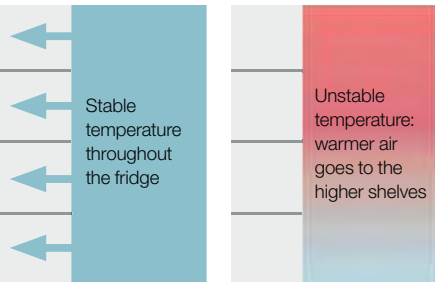
This guarantees:
– the right climate in your fridge, preventing food from drying out and losing its freshness
– no frost in the freezer so you never have to defrost again.

And with TwinTech®, due to the separate airflows, there's no

odour transfer between the fridge and the freezer.

Freedom to store food anywhere
With our FreshPlus with MultiFlow, cool air is gently distributed to every level of the fridge, ensuring the climate on each shelf remains just right for perfect preservation. And while you're busy storing

your food, there's no need to rush. MultiFlow makes sure the temperature is quickly corrected as soon as the door is closed. Our FreshPlus fridge, combining both TwinTech® FrostFree and MultiFlow, is the best possible buy if you're looking for market-fresh ingredients for every meal.



FreshPlus with MultiFlow system Standard system

Retain your vitamins
Tests proved that the content of Vitamin C doesn't diminish in strawberries stored in FreshPlus, even after 10 days.*

100%
vitamin C
over ten days



Only 8% strawberries weight loss in Electrolux



Up to 23% with competitors

*Compared to Full No Frost fridges/freezers. Test performed by independent SGS Institut Fresenius GmbH, Germany. Detailed test results can be requested from Electrolux customer service.

No. 1 in freshness technology*

Built-in fridge

ERW3313AOX

Large capacity in-column wine cellar



Features

With this stylish wine cellar, you can rest assured that your bottles of wine are stored at your exact required temperature. As a result, you can confidently uncork any bottle, be it red or perfectly chilled white, and delight your guests or family

Merlot or Chardonnay? Whatever wine you're serving, store and serve it at just the right temperature as this wine cellar has two separately controlled temperature zones

This wine cellar delivers the touch of class that your wines deserve. Its glass door is framed in silver metal, with stylish shelves inside

- Anti-UVA glass door, dark interior, ideal humidity and temperature for wine storage
- Ensure that you have precise temperature and function control with the LCD Touch Control electronic display
- Built-in wine cellar with glass door and stainless steel frame
- Stores up to 98 (75cl) bottles
- 2 internal lights ensure easy identification of stored wine
- Right hinged only

Technical info



Dimensions (mm)
1772 (H) x 540 (W) x 540 (D)

Built in dimensions (mm)
1780 (H) x 560 (W) x 550 (D)

Colours
ERW331313AOX: Stainless steel

Built-in fridge

ERG3313AOW

Large capacity in-column larger fridge with Intelligent FreeStore



Features

The Intelligent FreeStore® system automatically evens out the temperature and humidity throughout the fridge so that you are free to store any item of food anywhere you like in your fridge due to the storage conditions being identical throughout the fridge

Whatever's on the menu, you can store all your fresh ingredients in the new extra large SpacePlus® vegetable/fruit drawer. It's simple to organise, move and access

Ensure that you have precise temperature and function control with the LCD Touch Control electronic display

- ShoppingFunction quickly cools down your fridge in preparation to quickly and safely cool down your weekly shopping
- Visible and audible TempAlert to warn when the temperature rises
- Check out the contents of your fridge using premium LED lighting technology. This energy-saving lighting system gives you excellent visibility
- Holiday function to minimize energy consumption during long absence avoiding mould and bad odours
- The full width covered dairy compartment is ideal for butter and cheese as these foods can then be served straight from the fridge
- Achieve flexible food storage with the inclusion of 4 full width and 2 half depth shelves
- The innovative half-width shelf in the door can slide from left to right, giving you more options when storing your food
- The A+ energy rating means that this model is highly efficient, ensuring low running costs

Technical info



Dimensions (mm)
1773 (H) x 540 (W) x 542 (D)

Built in dimensions (mm)
1780 (H) x 560 (W) x 550 (D)

Built-in fridge

ERG3093AOW

Large capacity in-column fridge with NaturaFresh compartments



Features

The dedicated NaturaFresh™ compartments cool down to a temperature that’s close to 0°C – the ideal and safest temperature for storing meat and fish. The three drawers preserve the natural freshness of meat and fish for up to three times longer. As these delicate foods are stored separately, you are also preserving and protecting their flavours and textures

The Intelligent FreeStore® system automatically evens out the temperature and humidity throughout the fridge so that you are free to store any item of food anywhere you like in your fridge due to the storage conditions being identical throughout the fridge

Ensure that you have precise temperature and function control with the LCD Touch Control electronic display

- ShoppingFunction quickly cools down your fridge in preparation to quickly and safely cool down your weekly shopping
- This refrigerator features a natural charcoal TasteGuard® filter, which ensures that your fridge remains free of unwanted aromas prevents the transfer of smells such strong smelling cheese
- Check out the contents of your fridge using premium LED lighting technology. This energy-saving lighting system gives you excellent visibility
- Visible and audible TempAlert to warn when the temperature rises
- The full width covered dairy compartment is ideal for butter and cheese as these foods can then be served straight from the fridge
- Achieve flexible food storage with the inclusion of 3 full width and 2 half depth shelves
- The innovative half-width shelf in the door can slide from left to right, giving you more options when storing your food
- The A+ energy rating means that this model is highly efficient, ensuring low running costs

Technical info



Dimensions (mm)
1773 (H) x 540 (W) x 542 (D)

Built in dimensions (mm)
1780 (H) x 560 (W) x 550 (D)

Built-in freezer

EUG2243AOW

Large capacity in-column frost free freezer



Features

With this freezer, you will make savings for yourself – in terms of time and money! Its FrostFree system saves time defrosting your freezer, while its energy-efficient technology has earned an A+ rating for energy use, saving you money. And that guarantees its leading level of energy efficiency

Ensure that you have precise temperature and function control with the LCD Touch Control electronic display

Running low on chilled refreshment? Our DrinksChill function allows you to put drinks in the freezer giving them an icy blast to quickly get them ready to serve

Thanks to the generous proportions of the SpacePlus® freezer drawer, you have the space for storing oversized or bulky items. The drawer is easily accessible and manageable as well, thanks to the easy-opening system, carry handles and transparent front

- The EcoMode on this freezer makes it easier to help save energy and costs – it identifies the most efficient temperature for freezing your food
- There's no need to worry about the temperature of your freezer rising, as the TempAlert will let you know if it happens with a warning light and alarm
- The FastFreeze function freezes fresh foods faster so vitamins, texture, flavour and all healthy qualities are preserved better
- Audible and visual open door warning alarm
- Maximise freezer storage space with the 5 full width drawers and 2 compartments

Technical info



Dimensions (mm)
1773 (H) x 540 (W) x 542 (D)

Built in dimensions (mm)
1780 (H) x 560 (W) x 550 (D)

Built-in fridge

ERG2105FOW

Our most energy efficient A++ rated in-column fridge with 4-star freezer compartment



Features

With its A++ energy efficiency rating, this energy-saving hero saves 25% more on energy costs than A+ class models – and that’s while still delivering a top performance

Integrated into your fridge, the 4-star compartment is a great place for frozen food that you need regularly. It chills down to a safe -18°C

As every professional chef will tell you, using fresh ingredients is one of the key secrets to fabulous cooking. That’s why this refrigerator has a FreshZone, a special low-temperature compartment that’s 15% colder than the rest of the fridge. Store meat and fish here, and it will stay naturally fresh for twice as long

- Ensure that you have precise temperature and function control with the LCD Touch Control electronic display
- ShoppingFunction quickly cools down your fridge in preparation to quickly and safely cool down your weekly shopping
- There’s no need to worry about the temperature inside rising too high, as the TempAlert will let you know if it happens with a warning light and alarm
- Check out the contents of your fridge using premium LED lighting technology. This energy-saving lighting system gives you excellent visibility
- The full width covered dairy compartment is ideal for butter and cheese as these foods can then be served straight from the fridge
- Keep your vegetables fresh and crisp until you need them in our 2 half width salad drawers
- Achieve flexible food storage with the inclusion of 2 full width and 2 half depth shelves
- The innovative half-width shelf in the door can slide from left to right, giving you more options when storing your food

Technical info



Dimensions (mm)
1219 (H) x 556 (W) x 550 (D)

Built in dimensions (mm)
1225 (H) x 560 (W) x 550 (D)



Built-in fridge

ERG2305AOW

Our most energy efficient A++ rated in-column larder fridge



Features

With its A++ energy efficiency rating, this energy-saving hero saves 25% more on energy costs than A+ models – and that’s while still delivering a top performance

Every professional chef will tell you, using fresh ingredients is the key secret to fabulous cooking. That’s why this refrigerator has a FreshZone, a low-temperature compartment that’s 15% colder than the rest of the fridge. Especially designed to store meat and fish, they will stay naturally fresh for twice as long

Ensure that you have precise temperature and function control with the LCD Touch Control electronic display

- ShoppingFunction quickly cools down your fridge in preparation to quickly and safely cool down your weekly shopping
- Holiday function to minimize energy consumption during long absence avoiding mould and bad odours
- Check out the contents of your fridge using premium LED lighting technology. This energy-saving lighting system gives you excellent visibility
- Keep your vegetables fresh and crisp until you need them in our 2 half width salad drawers
- Visible and audible TempAlert to warn when the temperature rises
- The full width covered dairy compartment is ideal for butter and cheese as these foods can then be served straight from the fridge
- Achieve flexible food storage with the inclusion of 3 full width and 2 half depth shelves
- The innovative half-width shelf in the door can slide from left to right, giving you more options when storing your food

Technical info



Dimensions (mm)
1219 (H) x 556 (W) x 550 (D)
Built in dimensions (mm)
1225 (H) x 560 (W) x 550 (D)

Built-in freezer

EUG1443AOW

In-column A+ energy rated frost free freezer



Features

With this freezer, you will make savings for yourself – in terms of time and money! Its FrostFree system saves time defrosting your freezer, while its energy-efficient technology has earned an A+ rating for energy use, saving you money. And that guarantees its leading level of energy efficiency

Ensure that you have precise temperature and function control with the LCD Touch Control electronic display

Running low on chilled refreshment? Our DrinksChill function allows you to put drinks in the freezer giving them an icy blast to quickly get them ready to serve

Thanks to the generous proportions of the SpacePlus® freezer drawer, you have the space for storing oversized or bulky items. The drawer is easily accessible and manageable as well, thanks to the easy-opening system, carry handles and transparent front

- The EcoMode on this freezer makes it easier to help save energy and costs – it identifies the most efficient temperature for freezing your food
- There's no need to worry about the temperature of your freezer rising, as the TempAlert will let you know if it happens with a warning light and alarm
- The FastFreeze function freezes fresh foods faster so vitamins, texture, flavour and all healthy qualities are preserved
- The A+ energy rating means that this model is highly efficient, ensuring low running costs
- Audible and visual open door warning alarm
- Maximise freezer storage space with the 4 full width drawers and 1 compartments

Technical info



Dimensions (mm)
1213 (H) x 540 (W) x 547 (D)
Built in dimensions (mm)
1225 (H) x 500 (W) x 550 (D)

Built-in fridge

ERN1401FOW

In-column fridge with 4-star freezer compartment



Features

Integrated into your fridge, the 4-star compartment is a great place for frozen food that you need regularly. It chills down to a safe -18°C

The A+ energy rating means that this model is highly efficient, ensuring low running costs

The full width covered dairy compartment is ideal for butter and cheese as these foods can then be served straight from the fridge

- Adjustable temperature control for safe food storage
- Thanks to their new design, the 2 full width glass shelves give you extra width and depth when packing the fridge. With fewer restrictions, you have more flexibility
- Keep your vegetables fresh and crisp until you need them in our salad drawer with humidity control
- The innovative half-width shelf in the door can slide from left to right, giving you more options when storing your food

Technical info



Dimensions (mm)
873 (H) x 540 (W) x 549 (D)

Built in dimensions (mm)
880 (H) x 560 (W) x 550 (D)

Built-in fridge

ERN1501AOW

In-column larger fridge with A+ energy

The A+ energy rating means that this model is highly efficient, ensuring low running costs

The full width covered dairy compartment is ideal for butter and cheese as these foods can then be served straight from the fridge



Features

- Adjustable temperature control for safe food storage
- The 3 full width glass shelves in this refrigerator have been designed to enable you to use the full width and depth of the fridge's internal space. Because there are no restrictions, you have extra loading space, and can fit more into your fridge
- Keep your vegetables fresh and crisp until you need them in our salad drawer with humidity control
- The innovative half-width shelf in the door can slide from left to right, giving you more options when storing your food

Technical info



Dimensions (mm)
873 (H) x 540 (W) x 549 (D)

Built in dimensions (mm)
880 (H) x 560 (W) x 550 (D)

Built-in freezer

EUN1101AOW

In-column A+ energy rated freezer

The FastFreeze function freezes fresh foods faster so vitamins, texture, flavour and all healthy qualities are preserved better

These drawers have clear fronts, so you can quickly look for a specific item. And when you need to move the drawer to a different place, it has ergonomic carry handles

Visible and audible TempAlert to warn when the temperature rises



Features

- The A+ energy rating means that this model is highly efficient, ensuring low running costs
- Adjustable temperature control for safe food storage
- Audible and visual open door warning alarm
- Maximise freezer storage space with the 4 full width drawers

Technical info



Dimensions (mm)
873 (H) x 540 (W) x 549 (D)

Built in dimensions (mm)
880 (H) x 560 (W) x 550 (D)

Built-in fridge

ERY1401AOW

Fully integrated built-under larder fridge

The A+ energy rating means that this model is highly efficient, ensuring low running costs

The full width covered dairy compartment is ideal for butter and cheese as these foods can then be served straight from the fridge



Features

- Adjustable temperature control for safe food storage
- The 2 full width and 2 half depth glass shelves in this refrigerator have been designed to enable you to use the full width and depth of the fridge's internal space. Because there are no restrictions, you have extra loading space, and can fit more into your fridge
- The full width recessed salad drawer with 2 glass lids makes the most of the space available
- The innovative half-width shelf in the door can slide from left to right, giving you more options when storing your food



Technical info



Dimensions (mm)
815 (H) x 596 (W) x 550 (D)

Built in dimensions (mm)
820 (H) x 600 (W) x 550 (D)

Built-in fridge

ERY1201FOW

Fully integrated built-under fridge with 4-star freezer compartment

The 4-star compartment freezes fresh food just as thoroughly as a full-size freezer. And because it's in your fridge, it makes a great place to store items and ingredients that you use frequently. It stores everything at an icy -18°C, safely preserving the flavours, texture and nutritional value of your food



Features

- The A+ energy rating means that this model is highly efficient, ensuring low running costs
- The full width covered dairy compartment is ideal for butter and cheese as these foods can then be served straight from the fridge
- The 1 full width and 2 half depth glass shelves in this refrigerator have been designed to enable you to use the full width and depth of the fridge's internal space. Because there are no restrictions, you have extra loading space, and can fit more into your fridge
- Adjustable temperature control for safe food storage
- The full width recessed salad drawer with 2 glass lids makes the most of the space available
- The innovative half-width shelf in the door can slide from left to right, giving you more options when storing your food



Technical info



Dimensions (mm)
815 (H) x 596 (W) x 550 (D)

Built in dimensions (mm)
820 (H) x 600 (W) x 550 (D)

Built-in freezer

ERU0943FOW

Fully integrated built-under frost free freezer

With this freezer, you will make savings for yourself – in terms of time and money! Its FrostFree system saves time defrosting your freezer, while its energy-efficient technology has earned an A+ rating for energy use, saving you money. And that guarantees its leading level of energy efficiency



Features

- The FastFreeze function freezes fresh foods faster so vitamins, texture, flavour and all healthy qualities are preserved better
- Visible and audible TempAlert to warn when the temperature rises
- Freezer drawer with handles and transparent front for easy use and great visibility
- Adjustable temperature control for safe food storage
- Audible and visual open door warning alarm
- Maximise freezer storage space with the 3 full width drawers



Technical info



Dimensions (mm)
815 (H) x 596 (W) x 550 (D)

Built in dimensions (mm)
820 (H) x 600 (W) x 550 (D)

Built-in freezer

ERU1101FOW

Fully integrated built-under freezer

The FastFreeze function freezes fresh foods faster so vitamins, texture, flavour and all healthy qualities are preserved better



Features

- There's no need to worry about the temperature of your freezer rising, as the TempAlert will let you know if it happens with a warning light and alarm
- Freezer drawer with handles and transparent front for easy use and great visibility
- Adjustable temperature control for safe food storage
- Audible and visual open door warning alarm
- Maximise freezer storage space with the 4 full width drawers
- The A+ energy rating means that this model is highly efficient, ensuring low running costs



Technical info



Dimensions (mm)
815 (H) x 596 (W) x 550 (D)

Built in dimensions (mm)
820 (H) x 600 (W) x 550 (D)

Built-in fridge freezer

ENN3153AOW

In-column 70:30 split SpacePlus fridge freezer with FreshZone



Features

With this SpacePlus™ model, you can make the most of the standard kitchen unit dimension. The clever space optimisation allows you to have the largest internal capacity to fit all your shopping by using the spare space at the top of the cupboard

With this fridge freezer, you will make savings for yourself – in terms of time and money! Its FrostFree system saves time defrosting your freezer, while its energy-efficient technology has earned an A+ rating for energy use, saving you money

The Intelligent FreeStore® system automatically evens out the temperature and humidity throughout the fridge so that you are free to store any item of food anywhere you like in your fridge

Every professional chef will tell you, using fresh ingredients is the key secret to fabulous cooking. That's why this refrigerator has a FreshZone, a low-temperature compartment that's 15% colder than the rest of the fridge. Especially designed to store meat and fish, they will stay naturally fresh for twice as long

- The drawer with CrispFresh™ humidity control keeps all your fruit and vegetables sweet and crisp for far longer
- Ensure that you have precise temperature and function control with the LCD Touch Control electronic display
- ShoppingFunction quickly cools down your fridge in preparation to quickly and safely cool down your weekly shopping
- Check out the contents of your fridge using premium LED lighting technology
- Thanks to their new design, the 3 full width and 2 half depth glass shelves give you extra width and depth when packing the fridge
- The FastFreeze function freezes fresh foods faster so vitamins, texture, flavour and all healthy qualities are preserved better
- Visual and accoustic high temperature alarm
- Maximise freezer storage space with the 3 full width drawers
- The full width covered dairy compartment is ideal for butter and cheese

Technical info

A+

185 CM

230L 75L

FROST FREE

SHOPPING

FRESH ZONE

Dimensions (mm)
1842 (H) x 540 (W) x 552 (D)

Built in dimensions (mm)
1850 (H) x 560 (W) x 560 (D)

Built-in fridge freezers

ENG2793AOW

In-column 80:20 split fridgefreezer with NaturaFresh compartments



Features

The dedicated NaturaFresh™ compartments cool down to a temperature that's close to 0°C – the ideal and safest temperature for storing meat and fish. The two drawers preserve the natural freshness of meat and fish for up to three times longer. As these delicate foods are stored separately, you are also preserving and protecting their flavours and textures

2 full width freezer drawers provide sufficient freezer space for your daily needs

This fridge freezer features a natural charcoal TasteGuard® filter, which ensures that your fridge remains free of unwanted aromas and bad odours

Ensure that you have precise temperature and function control with the LCD Touch Control electronic display

Check out the contents of your fridge using premium LED lighting technology. This energy-saving lighting system gives you excellent visibility

ShoppingFunction quickly cools down your fridge in preparation to quickly and safely cool down your weekly shopping

- The Intelligent FreeStore® system automatically evens out the temperature and humidity throughout the fridge
- The full width covered dairy compartment is ideal for butter and cheese
- Thanks to their new design, the 2 full width and 2 half depth glass shelves give you extra width and depth when packing the fridge
- There's no need to worry about the temperature of your freezer rising, as the TempAlert will let you know if it happens with a warning light and alarm
- The FastFreeze function freezes fresh foods faster so vitamins and flavour is preserved better
- Audible and visible warning signal for open door
- The A+ energy rating means that this model is highly efficient, ensuring low running costs
- Audible and visible warning signal for open door
- The A+ energy rating means that this model is highly efficient, ensuring low running costs

Technical info

A+

176 CM

212L 58L

SHOPPING

NATURA FRESH 0°C

MULTIFLOW

Dimensions (mm)
1764 (H) x 556 (W) x 542 (D)

Built in dimensions (mm)
1780 (H) x 560 (W) x 550 (D)

Built-in fridge freezers

ENN2901AOW

In-column 70:30 split fridge freezer



Features

The **A+ energy rating** means that this model is highly efficient, ensuring low running costs

Keep your vegetables fresh and crisp until you need them in our 2 half with salad drawers

Adjustable temperature control for safe food storage

The full width covered dairy compartment is ideal for butter and cheese as these foods can then be served straight from the fridge

- Thanks to their new design, the 4 full width glass shelves give you extra width and depth when stocking the fridge. With fewer restrictions, you have more flexibility
- Maximise freezer storage space with the 3 full width drawers
- The freezer drawers have clear fronts, so you can quickly look for a specific item. And when you need to move the drawer to a different place, it has ergonomic carry handles

Technical info



Dimensions (mm)
1772 (H) x 540 (W) x 547 (D)

Built in dimensions (mm)
1780 (H) x 560 (W) x 550 (D)

Built-in fridge freezers

ENN2853AOW

In-column 70:30 split frost free fridge freezer



Features

The **Intelligent FreeStore® system** automatically evens out the temperature and humidity throughout the fridge so that you are free to store any item of food anywhere you like in your fridge due to the storage conditions being identical throughout the fridge

With this fridge freezer, you will make savings for yourself – in terms of time and money! Its FrostFree system saves time defrosting your freezer, while its energy-efficient technology has earned an A+ rating for energy use, saving you money. And that guarantees its leading level of energy efficiency

- Keep your vegetables fresh and crisp until you need them in our 2 half width salad drawers
- Ensure that you have precise temperature and function control with the electronic control
- Thanks to their new design, the 3 full width and 2 half depth glass shelves give you extra width and depth when packing the fridge. With fewer restrictions, you have more flexibility
- The full width covered dairy compartment is ideal for butter and cheese as these foods can then be served straight from the fridge
- The innovative half-width shelf in the door can slide from left to right, giving you more options when storing your food
- The FastFreeze function freezes fresh foods faster so vitamins, texture, flavour and all healthy qualities are preserved better
- Maximise freezer storage space with the 3 full width drawers

Technical info



Dimensions (mm)
1772 (H) x 540 (W) x 547 (D)

Built in dimensions (mm)
1780 (H) x 560 (W) x 550 (D)

Built-in fridge freezers

ENN2643AOW

In-column 50:50 split frost free fridge freezer



Features

With this fridge freezer, you will make savings for yourself – in terms of time and money! Its FrostFree system saves time defrosting your freezer, while its energy-efficient technology has earned an A+ rating for energy use, saving you money. And that guarantees its leading level of energy efficiency

Ensure that you have precise temperature and function control with the LCD Touch Control electronic display

ShoppingFunction quickly cools down your fridge in preparation to quickly and safely cool down your weekly shopping

Holiday function to minimize energy consumption during long absence avoiding mould and bad odours

Keep your vegetables fresh and crisp until you need them in our 2 half width salad drawers

- Visible and audible TempAlert to warn when the temperature rises
- Thanks to their new design, the 2 full width and 2 half depth glass shelves give you extra width and depth when packing the fridge. With fewer restrictions, you have more flexibility
- The full width covered dairy compartment is ideal for butter and cheese as these foods can then be served straight from the fridge
- The innovative half-width shelf in the door can slide from left to right, giving you more options when storing your food
- The FastFreeze function freezes fresh foods faster so vitamins, texture, flavour and all healthy qualities are preserved better
- Audible and visible warning signal for open door
- Maximise freezer storage space with the 4 full width drawers

Technical info



Dimensions (mm)
1772 (H) x 540 (W) x 547 (D)

Built in dimensions (mm)
1780 (H) x 560 (W) x 550 (D)

Built-in fridge freezer

ENN2801AOW

In-column 50:50 split fridge freezer



Features

The A+ energy rating means that this model is highly efficient, ensuring low running costs

Keep your vegetables fresh and crisp until you need them in our 2 half width salad drawers

Adjustable temperature control for safe food storage

- Thanks to their new design, the 3 full width glass shelves give you extra width and depth when packing the fridge. With fewer restrictions, you have more flexibility
- The innovative half-width shelf in the door can slide from left to right, giving you more options when storing your food
- The full width covered dairy compartment is ideal for butter and cheese as these foods can then be served straight from the fridge
- Maximise freezer storage space with the 4 full width drawers
- The freezer drawers have clear fronts, so you can quickly look for a specific item. And when you need to move the drawer to a different place, it has ergonomic carry handles

Technical info



Dimensions (mm)
1772 (H) x 540 (W) x 547 (D)

Built in dimensions (mm)
1780 (H) x 560 (W) x 550 (D)

Built-in

EAK6789AOX

Integrated Stainless Steel Side-by-Side Food centre



Features

This unique built-in side-by-side food centre gives you maximum storage space. And its impressive doors will give your whole kitchen a professional feel

LCD touch control electronics ensure precise temperature and function control with features including door open and high temperature alarms and FastFreeze function

The plumbed-in Glacier™ Light ice-cube dispenser makes sure that ice-cold drinks are always on offer in your kitchen. So stay chilled, even in the hottest months

With this fridge freezer, you will make savings for yourself – in terms of time and money! Its FrostFree system saves time defrosting your freezer, while its energy-efficient technology has earned an A+ rating for energy use, saving you money

The Intelligent FreeStore® system automatically evens out the temperature and humidity throughout the fridge so that you are free to store any item of food anywhere you like in your fridge

- Check out the contents of your fridge using premium LED lighting technology. This energy-saving lighting system gives you excellent visibility
- This refrigerator features a natural charcoal TasteGuard® filter, which ensures that your fridge remains free of unwanted aromas prevents the transfer of smells such strong smelling cheese
- ShoppingFunction quickly cools down your fridge in preparation to quickly and safely cool down your weekly shopping
- Holiday function to minimize energy consumption during long absence avoiding mould and bad odours
- Running low on chilled refreshment? Our DrinksChill function allows you to put drinks in the freezer giving them an icy blast to quickly get them ready to serve
- Flexible fridge storage with the inclusion of 4 full width glass shelves and 2 full width drawers
- Maximise freezer storage space with the 7 freezer compartments: 3 full width and 1 half depth drawers, plus a further 2 small drawers and 1 freezing compartment

Technical info



Dimensions (mm)
1850 (H) x 1190 (W) x 623 (D)

Built in dimensions (mm)
1925 (H) x 120 (W) x 600 (D)

Colours
EAK6789AOX: Stainless steel



Colour collection



Life's more fun in colour. Take a big bold brush to your kitchen, thanks to appliances in a range of contemporary colours and finishes.

Cooler cooling

Whatever's your style, here's your chance to show it off. Our fridge freezers are available in four swatches.

More than decoration

Good looks come with stunning performance, from outstanding energy efficiency to professional technology that keeps your food fresher for longer, large storage and even an LCD display on your fridge's door.

Freestanding fridge freezers

EN3487AOY / EN3487A00 / EN3487AOH / EN3487AOJ / EN3881AOY

Let your appliances make a colour statement



Features

Let your appliances lead your kitchen's colour scheme. Pick your favourite colour from the high-gloss design range from Electrolux

Electrolux TwinTech® FrostFree with MultiFlow guarantees an optimal humidity level in the fridge. Food keeps its fresh taste and texture for much longer thanks to the independent air cooling systems of the fridge and the frost free freezer

- External electronic temperature controls with LCD Touch control ensure precise temperature and function control
- With this fridge freezer, you will make savings for yourself - in terms of time and money! Its FrostFree system saves time defrosting your freezer, while its energy-efficient technology has earned an A+ rating for energy use, saving you money
- Check out the contents of your fridge using premium LED lighting technology

- Every professional chef will tell you, using fresh ingredients is the key secret to fabulous cooking. That's why this refrigerator has a FreshZone, a low-temperature compartment that's 15% colder than the rest of the fridge. Especially designed to store meat and fish, they will stay naturally fresh for twice as long

- Whatever's on the menu, you can store all your fresh ingredients in the new extra large SpacePlus® vegetable/fruit drawer

- This refrigerator features a natural charcoal TasteGuard® filter, which ensures that your fridge remains free of unwanted aromas prevents the transfer of smells such strong smelling cheese

- Holiday function to minimize energy consumption during long absences

- Audible and visible warning signal for open door

- Maximise freezer storage space with the 2 full width and 1 half depth drawers

Technical info



Dimensions (mm)

1850 (H) x 595 (W) x 658 (D)
2010 (H) x 595 (W) x 658 (D)

Colours

EN3487AOY: Ebony stainless steel (185cm)
EN3487A00: Chocolate brown (185cm)
EN3487AOH: Gloss red (185cm)
EN3487AOJ: Satin lime green (185cm)
EN3881AOY: Ebony stainless steel (201cm)

Freestanding fridge freezers

ENF4453AOX

Iconic squared door stainless steel fridge freezer



Left hinged model shown for illustration purposes only. Model supplied as right hinged model.

Features

External electronic temperature controls with LCD touch control ensure precise temperature and function control

Full antifingerprint stainless steel design

The Intelligent FreeStore® system automatically evens out the temperature and humidity throughout the fridge so that you are free to store any item of food anywhere you like in your fridge

With this fridge freezer, you will make savings for yourself – in terms of time and money! Its FrostFree system saves time defrosting your freezer, while its energy-efficient technology has earned an A+ rating for energy use, saving you money

- This refrigerator features a natural charcoal TasteGuard® filter, which ensures that your fridge remains free of unwanted aromas prevents the transfer of smells such strong smelling cheese
- Whatever’s on the menu, you can store all your fresh ingredients in the new extra large SpacePlus® vegetable/fruit drawer
- Thanks to their new design, the 3 full width glass shelves give you extra width and depth when packing the fridge
- Holiday function to minimize energy consumption during long absence avoiding mould and bad odours
- Audible and visible warning signal for open door
- Excellent internal visibility due to the bright halogen lighting
- The full width covered dairy compartment is ideal for butter and cheese as these foods can then be served straight from the fridge
- Thanks to the generous proportions of the SpacePlus® freezer drawer, you have the space for storing oversized or bulky items
- Maximise freezer storage space with the pizza storage rack located in the freezer door

Technical info

A+

195 CM

69 CM

312L 128L

FROST FREE

SHOPPING

Dimensions (mm)
1950 (H) x 695 (W) x 669 (D)

Colours
ENF4453AOX: Stainless steel

Freestanding fridge freezers

EN3481AOW / EN3481AOX

Freestanding TwinTech® Frost Free fridge freezer with FreshZone



Features

Electrolux TwinTech® FrostFree with MultiFlow guarantees an optimal humidity level in the fridge. Food keeps its fresh taste and texture for much longer thanks to the independent air cooling systems of the fridge and the frost free freezer

The refrigerator compartment has a FreshZone - a low-temperature compartment that is 15% colder than the rest of the fridge. And that keeps your fresh fish and meat naturally fresh

External electronic temperature controls with LCD touch control ensure precise temperature and function control

With this fridge freezer, you will make savings for yourself - in terms of time and money! Its FrostFree system saves time defrosting your freezer, while its energy-efficient technology has earned an A+ rating for energy use, saving you money

Check out the contents of your fridge using premium LED lighting technology

- Every professional chef will tell you, using fresh ingredients is the key secret to fabulous cooking. That's why this refrigerator has a FreshZone, a low-temperature compartment that's 15% colder than the rest of the fridge. Especially designed to store meat and fish, they will stay naturally fresh for twice as long
- Whatever’s on the menu, you can store all your fresh ingredients in the new extra large SpacePlus® vegetable/fruit drawer
- This refrigerator features a natural charcoal TasteGuard® filter, which ensures that your fridge remains free of unwanted aromas prevents the transfer of smells such strong smelling cheese
- Holiday function to minimize energy consumption during long absence avoiding mould and bad odours
- Audible and visible warning signal for open door
- Maximise freezer storage space with the 2 full width and 1 half depth drawers

Technical info

A+

185 CM

59 CM

249L 91L

FROST FREE

MULTIFLOW

FRESH ZONE

SHOPPING

Dimensions (mm)
1850 (H) x 595 (W) x 658 (D)

Colours
EN3481AOW: White
EN3481AOX: Stainless steel

Freestanding fridge freezers

EN3881AOX

Freestanding TwinTech® stainless steel fridge freezer with FreshZone



Features

Electrolux TwinTech® FrostFree with MultiFlow guarantees an optimal humidity level in the fridge. Food keeps its fresh taste and texture for much longer thanks to the independent air cooling systems of the fridge and the frost free freezer

The refrigerator compartment has a FreshZone - a low-temperature compartment that is 15% colder than the rest of the fridge

External electronic temperature controls with LCD touch control ensure precise temperature and function control

With this fridge freezer, you will make savings for yourself - in terms of time and money! Its FrostFree system saves time defrosting your freezer, while its energy-efficient technology has earned an A+ rating for energy use, saving you money

Check out the contents of your fridge using premium LED lighting technology

- Every professional chef will tell you, using fresh ingredients is the key secret to fabulous cooking. That's why this refrigerator has a FreshZone, a low-temperature compartment that's 15% colder than the rest of the fridge. Especially designed to store meat and fish, they will stay naturally fresh for twice as long
- Whatever's on the menu, you can store all your fresh ingredients in the new extra large SpacePlus® vegetable/fruit drawer
- This refrigerator features a natural charcoal TasteGuard® filter, which ensures that your fridge remains free of unwanted aromas prevents the transfer of smells
- Holiday function to minimize energy consumption during long absences
- Audible and visible warning signal for open door
- Maximise freezer storage space with the 2 full width and 1 half depth drawers

Technical info



Dimensions (mm)
2010 (H) x 595 (W) x 658 (D)

Colours
EN3881AOX: Stainless steel

Freestanding fridge freezers

EAL6141WOX

American style stainless steel fridge freezer



Features

This stainless steel American style fridge freezer offers you maximum storage space and gives your whole kitchen a professional feel

Electrolux TwinTech® FrostFree with MultiFlow guarantees an optimal humidity level in the fridge. Food keeps its fresh taste and texture for much longer thanks to the independent air cooling systems of the fridge and the frost free freezer

With this fridge freezer, you will make savings for yourself - in terms of time and money! Its FrostFree system saves time defrosting your freezer, while its energy-efficient technology has earned an A+ rating for energy use, saving you money

External electronic temperature controls with LCD touch control ensure precise temperature and function control

Chilled filtered water and ice is conveniently dispensed through the door - produces up to 120 ice cubes a day

- Check out the contents of your fridge and freezer using premium LED lighting technology. This energy-saving lighting system gives you excellent visibility
- Ever run out of chilled cans? Up to 5 cans of drink may be rapidly chilled in our Xpress can chiller compartment
- With the two extra-deep vegetable drawers, you can sort your fresh fruit and vegetables in a way that works for you, so that everything is to hand
- ShoppingFunction quickly cools down your fridge in preparation to quickly and safely cool down your weekly shopping
- The FastFreeze function freezes fresh foods faster so vitamins, texture, flavour and all healthy qualities are preserved better
- The full width covered dairy compartment is ideal for butter and cheese
- Flexible fridge storage with the inclusion of 3 full width glass shelves and 2 full width drawers
- Maximise freezer storage space with the 3 full width glass shelves and 2 full width drawers

Technical info



Dimensions (mm)
1770 (H) x 912 (W) x 735 (D)

Colours
EAL6141WOX: Stainless steel

Cleaning

Just put it all in and relax with one of our flexible dishwashers. They're made for real life.

Our RealLife™ dishwasher gives you every opportunity to explore your culinary repertoire, without having to worry about the aftermath. Regardless of your dish sizes, the XXL tub with movable baskets offers you the most flexible loading space.

Lazy Sunday afternoons

Weekend lunch is a time to catch up or stretch out after the hectic week. It's a good job that RealLife™ also relishes the toughest of challenges, such as cleaning up after a roast. Even the most tightly packed loads are left gleaming in every corner, thanks to the double-rotation FlexiSpray™ arm.



Dishwashers

Semi-integrated	122
Fully-integrated	123–125
Slimline	126–127

For an explanation on our icons please refer to the inside back cover.

Dishwashers


What's new

However challenging the task, let an Electrolux dishwasher clean up after you. Introducing a handful of highlights from across our Inspiration range.



TimeBeam®
Our TimeBeam® projects a timer onto the floor, letting you know exactly when the cycle will finish.

Leave it all to your dishwasher
For superior wash performance every time, use our automatic programme. Simply select AutoFlex and the programme analyses the loading with laser precision sensors and determines the best temperature and washing time.



Your cycles in seconds
With MyFavourite you can save your most liked settings and turn your favourite programme settings on.




Fast flexible loading
Raise or lower the RealLife™ baskets - making stacking effortless. With SoftSpikes® for glass care and adjustable trays.



Two loads in one go
Wash two types of load at the same time. For example, place glasses in the top basket and stack pots and pans in the bottom for sparkling results.

Quick 60°
Delivers an A-class wash performance for a half load in just 30 mins.



Ready in half the time
Use the TimeSaver option which makes some clever adjustments, you can reduce the programme's time cycle by up to 50% - while enjoying the same comparable performance.



Smaller bills
Great water and energy efficiency. Plus with AutoOff, the machine switches itself off automatically at the end of the cycle (rather than using energy on standby mode).



Quiet performance
Just louder than a whisper; quieter than normal conversation.

Dishwashers

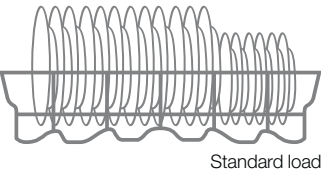
Worth knowing

How innovation across our Inspiration Range helps you in the home.

No job too tough
Our double-rotation FlexiSpray arm makes sure every load is cleaned to perfection, in every corner - without the need to pre-rinse or re-wash items. It even relishes the challenge of washing up after a Sunday roast.



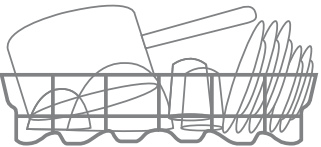
Put it all in
RealLife™ is tested and certified to always give you best results, even under tough, daily conditions*. Whatever the load type this is probably the most flexible dishwasher ever made.



Standard load

We all know...

98%
of loads look more like this

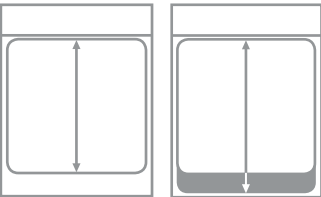


RealLife™ load

*With this certification, the independent German test institute LGA confirms that models from the RealLife™ range are optimized for better loading and cleaning results under daily use conditions.

Greater flexibility

RealLife™ baskets are extra spacious so you can fit in big plates, tall glasses and large pots and pans. Thanks to an extra large tub inside, without increasing the outside dimensions, your RealLife dishwasher can fit anything you want with ease.



Standard space

RealLife™ XXL space

Never guess the best programme

AutoFlex will automatically select the optimum programme for each load, delivering superior wash performance every time.

- ✓ Sensors determine with laser precision the best temperature and washing time.
- ✓ Smart sensors measure progress throughout for ultimate efficiency.

Automatic programmes run from 45°C to 70°C and water consumption can be as little as 7 litres. All at a push of a button.

Did you know... ?

Contrary to popular opinion, on average, dishwashers use less water and energy than handwashing.

- **Dishwashing**
- **Handwashing**

Water consumption

Energy consumption



10 litres vs. 103 litres

1.5 kwh vs. 2.5 kwh

The University of Bonn study in Germany, Italy, Sweden, UK, 2008 + other Observational Research across Europe

RealLife™ semi integrated dishwasher

ESI67070XR

The RealLife™ Cleaning system has a unique FlexiSpray™ arm - its double rotation ensures better coverage to every corner of the dishwasher, this together with the TopShower delivers the best wash performance



Features

The RealLife™ dishwasher with XXL tub has more usable space and can accommodate today's stylish crockery as well as saucepans and serving dishes of all shapes and sizes. Thus, making it easy to load and unload without being timing consuming

EnergySMART™ automatically adjusts the energy and water used to deliver the perfect wash result based on load size

The auto off function ensures there is zero power consumption at end of the wash cycle as the dishwasher shuts down completely

- Active drying ensure dishes are completely dry and ready to put away
- LCD display with its time remaining facility lets you know when your dishes are ready
- 24 hr delay start function ensures the dishes are ready when you need them
- Multi tab option ensures good results are achieved with the use of dishwasher multi tabs, thus saving time shopping for salt and rinse aid
- Auto programme: Select this programme and let the dishwasher do the rest. It will automatically select the right programme, adjust the water, energy and wash temperature according to the load

Technical info



Dimensions (mm)
818 (H) x 596 (W) x 550 (D)

Built in dimensions (mm)
820-900 (H) x 600 (W) x 570 (D)

RealLife™ fully integrated dishwasher

ESL6610RO

The RealLife™ Cleaning system has a unique FlexiSpray™ arm - its double rotation ensures better coverage to every corner of the dishwasher, this together with the TopShower delivers the best wash performance



Features

The RealLife™ dishwasher with XXL tub has more usable space and can accommodate today's stylish crockery as well as saucepans and serving dishes of all shapes and sizes. Thus, making it easy to load and unload without being timing consuming

The new TimeSaver function allows dishwashing to fit your plans. You can save up to 50% of the wash time on selected programmes

MyFavourite memory function enables you to save your most used settings to recall at the touch of a button

- The special AutoFlex programme lets the dishwasher decide for you. Whatever the size or state of your load, this dishwasher can work out the water, energy, temperature and wash time to deliver the perfect wash result
- With one of the best energy ratings, A++, this dishwasher gives you the option to wash your dishes without consuming too much energy
- The FlexiLift system makes loading easy as it is possible to adjust the basket whist loading your dishes
- Beam on floor: The dishwasher seamlessly integrates with your kitchen and the beam on floor function shows the status of the programme. You know at a glance when your dishes are ready
- Multi tab option ensures good results are achieved with the use of dishwasher multi tabs, thus saving time shopping for salt and rinse aid
- LCD display with its time remaining facility lets you know when your dishes are ready

Technical info



Dimensions (mm)
818 (H) x 596 (W) x 550 (D)

Built in dimensions (mm)
820-900 (H) x 600 (W) x 570 (D)

RealLife™ fully integrated dishwasher

ESL65070R

The RealLife™ Cleaning system has a unique FlexiSpray™ arm - its double rotation ensures better coverage to every corner of the dishwasher, this together with the TopShower delivers the best wash performance



Features

The auto off function ensures there is zero power consumption at end of the wash cycle as the dishwasher shuts down completely

- Beam on floor: The dishwasher seamlessly integrates with your kitchen and the beam on floor function shows the status of the programme. You know at a glance when your dishes are ready
- The FlexiLift system makes loading easy as it is possible to adjust the basket whilst loading your dishes
- Active drying ensure dishes are completely dry and ready to put away
- Multi tab option ensures good results are achieved with the use of dishwasher multi tabs, thus saving time shopping for salt and rinse aid
- Auto programme: Select this programme and let the dishwasher do the rest. It will automatically select the right programme, adjust the water, energy and wash temperature according to the load

Technical info



Dimensions (mm)
818 (H) x 596 (W) x 550 (D)

Built in dimensions (mm)
820-900 (H) x 600 (W) x 570 (D)

60cm fully integrated dishwasher

ESL63010

The 30 min quick wash at 60°C programme is ideal for washing recently dirty dishes whilst delivering A wash performance



Features

Intensive 70°C programme designed specially for the heavily soiled greasy dishes such as oven trays to give the best wash results

- The FlexiLift system makes loading easy as it is possible to adjust the basket whilst loading your dishes
- Active drying ensure dishes are completely dry and ready to put away
- 3hr delay start to give you the flexibility to do your dishes when it suits you

Technical info



Dimensions (mm)
818 (H) x 596 (W) x 550 (D)

Built in dimensions (mm)
820-900 (H) x 600 (W) x 570 (D)

RealLife™ fully integrated slimline dishwasher

ESL46510R

The RealLife™ Cleaning system has a unique FlexiSpray™ arm - its double rotation ensures better coverage to every corner of the dishwasher, this together with the TopShower delivers the best wash performance



Features

The auto off function ensures there is zero power consumption at end of the wash cycle as the dishwasher shuts down completely

Beam on floor: The dishwasher seamlessly integrates with your kitchen and the beam on floor function shows the status of the programme. You know at a glance when your dishes are ready

- The FlexiLift system makes loading easy as it is possible to adjust the basket whilst loading your dishes
- LCD display with its time remaining facility lets you know when your dishes are ready
- Active drying ensure dishes are completely dry and ready to put away
- Multi tab option ensures good results are achieved with the use of dishwasher multi tabs, thus saving time shopping for salt and rinse aid

Technical info



Dimensions (mm)
818 (H) x 446 (W) x 550 (D)

Built in dimensions (mm)
820-900 (H) x 450 (W) x 570 (D)

45cm fully integrated slimline dishwasher

ESL43020

The 30 min quick wash at 60°C programme is ideal for washing recently dirty dishes whilst delivering A wash performance



Features

Intensive 70°C programme designed specially for the heavily soiled greasy dishes such as oven trays to give the best wash results

- The FlexiLift system makes loading easy as it is possible to adjust the basket whilst loading your dishes
- Active drying ensure dishes are completely dry and ready to put away

Technical info



Dimensions (mm)
818 (H) x 446 (W) x 550 (D)

Built in dimensions (mm)
820-900 (H) x 450 (W) x 570 (D)



Washing

Our laundry range will care for your clothes gently and keep the resources you use to a minimum.



Washing Machines

Fully Integrated 134–135



Washer Dryers

Fully Integrated 136–137

For an explanation on our icons please refer to the inside back cover.

Tuck your laundry appliance discreetly behind fitted doors for seamless open-plan living.

Reveal nothing

From the gentlest of care to leading energy efficiency, our built-in laundry range offers great features. Even our large-load models will sit comfortably within standard kitchen cupboard dimensions.

Made to fit
Integrated models are specially designed to be built into a kitchen. Behind the simple, clutter-free look, you'll notice flush-mounted controls and space for a plinth to match the rest of your cupboards.



Washing machines

What's new

Highlights from across our washing machine range.



A+++



A+++ energy efficiency
One of the most energy efficient integrated washing machines in the market, making it very environment friendly.



Inverter motor
Reliable, quiet and energy efficient with fewer moving parts.



Time manager
Putting you in control of how long your laundry takes.

Less ironing
Easy Iron option ensures fewer creases, making it easier to iron with minimum effort.



Large display
Stunning large display which gives you instant feedback on wash status and programmes selected.

Large capacity
Our large 7kg capacity drum ensures that all your weekly washing can be done in one wash.

Fully integrated 1400rpm washing machine

EWG147540W

Extra large 7kg wash capacity



Features

The Time Manager function allows washing to fit your plans. You can use it to reduce the cycle time that suits you

- Direct spray wash technology saves water energy and uses less detergent ensuring excellent wash performance
- Inverter motor for greater reliability and silent washing cycles
- A+++ energy efficiency offers you one of the most energy efficient integrated washing machines in the market
- Large LCD display for instant feedback on the progress of your laundry and the options you have selected
- 19 hr delay start allows your laundry to be ready when needed
- Easy Iron function reduces creasing so clothes require little or no ironing

Technical info



Dimensions (mm)
820 (H) x 596 (W) x 544 (D)

Built in dimensions (mm)
825 (H) x 600 (W) x 600 (D)

Fully integrated 1200rpm washing machine

EWG127410W

Extra large 7kg wash capacity



Features

The Time Manager function allows washing to fit your plans. You can use it to reduce the cycle time that suits you

- 19 hr delay start allows your laundry to be ready when needed
- Easy Iron function reduces creasing so clothes require little or no ironing
- A+++ energy efficiency offers you one of the most energy efficient integrated washing machines in the market

Technical info



Dimensions (mm)
820 (H) x 596 (W) x 544 (D)

Built in dimensions (mm)
825 (H) x 600 (W) x 600 (D)

Fully integrated 1400rpm washer dryer

EWX147410W

Extra large 7kg wash capacity



Features

4kg wash to dry load to complete your washing and drying in one programme. Clothes are ready to wear or store

The Time Manager function allows washing to fit your plans. You can use it to reduce the cycle time that suits you

- 4kg wash to dry load to complete your washing and drying in one programme. Clothes are ready to wear or to store
- 19 hr delay start which allows your laundry to be ready when needed
- Easy Iron function reduces creasing so clothes require little or no ironing

Technical info



Dimensions (mm)
820 (H) x 596 (W) x 544 (D)

Built in dimensions (mm)
825 (H) x 600 (W) x 600 (D)

Fully integrated 1200rpm washer dryer

EWX127410W

Extra large 7kg wash capacity



Features

4kg wash to dry load to complete your washing and drying in one programme. Clothes are ready to wear or store

The Time Manager function allows washing to fit your plans. You can use it to reduce the cycle time that suits you

- 4kg wash to dry load to complete your washing and drying in one programme. Clothes are ready to wear or to store
- 19 hr delay start which allows your laundry to be ready when needed
- Easy Iron function reduces creasing so clothes require little or no ironing

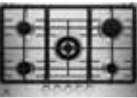

Technical info



Dimensions (mm)
820 (H) x 596 (W) x 544 (D)

Built in dimensions (mm)
825 (H) x 600 (W) x 600 (D)

Gas Hobs



Product

EGT7353NOK

Product

EGT6343LOK

Product

EGT6242NOK

Product

EGU6343LOX

Product

EGG9363NOX

Product

EGG7353NOX

Features						
Number of cooking zones	5	4	4	4	6	5
VerticalFlame						
X-Line		•		•		
Ignition type	Integral	Integral	Integral	Integral	Integral	Integral
Control Position	Front	Front	Front	Front	Front	Front
Cast Iron pan supports	•	•		•	•	•
Saftey thermocouples	•	•	•	•	•	•
Zone specification						
Front left spec 1	Semi-rapid	Semi-rapid	Simmer	Semi-rapid	Rapid	Semi-rapid
Front left rating (kWh)	1.9	1.9	1.0	1.9	3.0	2.0
Front Left diameter (mm)	70	70	54	70	100	70
Rear left spec 1	Semi-rapid		Rapid		Simmer	Semi-rapid
Rear left rating (kWh)	1.9		2.9		1	2.0
Rear Left diameter (mm)	70		100		54	70
Front middle spec 1		Simmer		Simmer	Semi-rapid	
Front middle rating (kWh)		1.0		1.0	2.0	
Front middle diameter (mm)		45		45	70	
Rear middle spec 1	Wok triple crown	Semi-rapid		Semi-rapid	Semi-rapid	Wok triple crown
Rear middle rating (kWh)	3.9	1.9		1.9	2.0	4.0
Rear middle diameter (mm)	122	70		70	70	122
Front right spec 1	Simmer	Wok triple crown	Semi-rapid	Wok triple crown	Wok triple crown	Simmer
Front right rating (kWh)	1.0	3.8	1.9	3.8	4.0	1.0
Front right diameter (mm)	54	122	70	122	122	54
Rear right spec 1	Semi-rapid		Semi-rapid		Simmer	Rapid
Rear right rating (kWh)	1.9		1.9		1.0	3.0
Rear right diameter (mm)	70		70		54	100

Dimensions						
Appliance dimensions						
Width (mm)	680	595	590	595	894	744
Depth (mm)	510	525	520	525	510	510
Aperture dimensions						
Height (mm)						
Width (mm)	560	560	560	560	830	560
Depth (mm)	480	480	480	480	480	480
Electrical Connection						
Fuse rating (A)						



Product

EGG6343NOX

Product

EGG7253NOX

Product

EGG6242NOX

4	5	4
Integral	Integral	Integral
Front	Front	Front
•		
•	•	•
Semi-rapid	Semi-rapid	Semi-rapid
2.0	2.0	2.0
70	70	70
Semi-rapid	Semi- rapid	Semi-rapid
2.0	2.0	2.0
70	70	70
	Wok triple crown	
	4.0	
	122	
Simmer	Simmer	Simmer
1.0	1.0	1.0
54	54	54
Wok triple crown	Rapid	Rapid
4.0	3.0	3.0
122	100	100

594	744	594
510	510	510
560	560	560
480	480	480

Induction Hobs



Product EHD8740FOK Product EHL8740FOG Product EHH8945FOG Product EHI6740FOG Product EHL8740FOK Product EHL6740FOK

Features						
Number of cooking zones	4	4	4	4	4	4
Control type	DirectRotary Access	DirectRotary Access	DirectRotary Access	DirectRotary Access	DirectRotary Access	DirectRotary Access
Display	LED	LED	LED	LED	LED	LED
Display Colour	Red	White	White	White	Red	Red
Control position	Front	Front	Front	Front	Front	Front
Bridge function			•	•		•
Automatic heat up	•	•	•	•	•	•
Stop & Go	•	•	•	•	•	•
Residual heat indicator	•	•	•	•	•	•
EcoMode	•	•	•	•	•	•
Minute minder	•	•	•	•	•	•
Count up timer	•	•	•	•	•	•
Pot sensors	•	•	•	•	•	•
Boosters	•	•	•	•	•	•
Child lock	•	•	•	•	•	•
Zone specification						
Front left spec 1						
Front left rating (kW)	2.3 / 3.2	2.3/3.2	1.4/2.5	2.3/3.2	2.3/3.2	2.3/3.2
Front Left diameter (mm)	210	210	145	210	210	180/210
Rear left spec 1						
Rear left rating (kW)	2.3/3.2	2.3/3.2	2.3/3.7	2.3/3.2	2.3/3.2	2.3/3.2
Rear Left diameter (mm)	210	210	210	210	210	180/210
Front middle spec 1						
Front middle rating (kW)						
Front middle diameter (mm)						
Front right rating (kW)	2.3/3.2	2.3/3.2	2.3/3.2	1.4/2.5	2.3/3.2	2.3/3.2
Front right diameter (mm)	210	210	180/210	145	210	180/210
Rear right spec 1						
Rear right rating (kW)	2.3/3.2	2.3/3.2	2.3/3.2	1.8/2.8	2.3/3.2	2.3/3.2
Rear right diameter (mm)	210	210	180/210	180	210	180/210

Dimensions						
Appliance dimensions						
F= Frameless, SS= Stainless steel						
Width (mm)	780	780	780	590	780	590
Depth (mm)	520	520	520	520	520	520

Aperture dimensions						
Width (mm)	750	750	750	560	750	560
Depth (mm)	490	490	490	490	490	490

Electrical Connection						
Connected Load (kW)	7.4	7.4	7.4	7.4	7.4	7.4

Ceramic hobs



Product EHI8742FOK Product EHH6540FOK

4	4
DirectRotary Access	Direct Slider
LED	LED
Red	Red
Front	Front
•	
•	
•	•
•	•
•	•
•	•
•	•
•	•
•	•
•	•
•	•
•	•

2.3/3.2	2.3/3.7
210	210
2.3/3.2	1.8/2.8
210	180

1.4/2.5	
145	
	1.4/2.5
	145
2.4/3.7	1.8/2.8
300	180

780	590
520	520

750	560
490	490

7.4	7.4



Product EHF8748FOK Product EHF6747FOK Product EHF6241FOK Product EHF6140FOK

Features				
Number of cooking zones	4	4	4	4
Control type	DirectRotary Access	DirectRotary Access	DirectSlider	Rotary controls
Display	LED	LED	LED	LED
Control position	Front	Front	Front	Side
Automatic heat up	•	•		
Stop & Go	•	•		
Residual heat indicator	•	•	•	•
EcoMode	•	•		
Minute minder	•	•		
Count up timer	•	•		
Child lock	•	•	•	
Zone specification				
Front left spec 1	Dual	Triple	Dual	Single
Front left rating (kW)	0.7/1.7	0.8/1.6/2.3	0.75/2.2	1.8
Front Left diameter (mm)	120/180	120/175/210	120/210	180
Rear left spec 1	Single	Single	Single	Single
Rear left rating (kW)	1.2	1.2	1.2	1.2
Rear Left diameter (mm)	145	145	145	145
Front middle spec 1				
Front middle rating (kW)				
Front middle diameter (mm)				
Rear middle spec 1	Triple			
Rear middle rating (kW)	1.05/1.95/2.7			
Rear middle diameter (mm)	145/210/270			
Front right spec 1		Single	Single	Single
Front right rating (kW)		1.2	1.2	1.2
Front right diameter (mm)		145	145	145
Rear right spec 1	Dual	Dual	Single	Single
Rear right rating (kW)	1.4/2.2	1.5/2.4	1.8	1.8
Rear right diameter (mm)	170/265	170/265	180	180

Dimensions				
Appliance dimensions				
F= Frameless, SS= Stainless steel				
Width (mm)	780	590	590	590
Depth (mm)	520	520	520	520

Aperture dimensions				
Width (mm)	750	560	560	560
Depth (mm)	490	490	490	490

Electrical Connection				
Connected Load (kW)	7.8	7.1	6.4	6
Fuse rating (A)				

Domino hobs



Product
EGC3322NOK



Product
EGC3313NOK



Product
EHF3920BOK



Product
EHH3920BOK

Features				
Hob type	Gas	Gas	Electric	Induction
Control type	Rotary	Rotary	Rotary	Rotary
Gas safety shut off	•	•		
Zone Specification				
Front spec	Auxilliary		Radiant	Induction
Front rating 1)	1		1.2	1.8
Front diameter	54		145	180
Rear spec	Rapid	Triple crown	Radiant	Induction
Rear rating 1)	2.9	3.8	1.7	1.4
Rear diameter	100	129	180	140
Dimensions				
Appliance dimensions				
Width	290	290	290	290
Depth	520	520	510	520
Aperture dimensions				
Height	30	30	30	43
Width	270	270	270	270
Depth	490	490	490	490
Electrical Connection				
Voltage	230	230	230	230
Frequency	50	50	50	50
Connected load			2.9	3.2
Fuse rating			13	15
LPG conversion kit	•	•		



Microwaves



Product
EMT38409AX



Product
EMS26204OX
/W/K



Product
EMS17006OX

Features			
Combi microwave, fan oven and grill	•		
Duo microwave and grill		•	
Solo microwave			•
Oven Volume (litres)	32	25	16.8
Auto defrost by weight programmes	4	7	7
Auto cook by weight programmes	4	8	7
Control type	Touch	Rotary with push controls	Rotary with push controls
Electronic clock/programmer	•	•	•
Quickstart	•	•	•
Powersave mode	•	•	•
Programme end signal	•	•	•
Drop down door	•		
Undercounter installation	•	•	•
In-column installation	•	•	•

Dimension			
Appliance dimensions			
Height (mm)	455	459	371
Width (mm)	594	594	494
Depth (mm)	542	437	316

Built in dimensions			
Built in height (mm)	450	450	360
Built in width (mm)	560	560	560
Built in depth (mm)	550	580	300

Performance			
Microwave output (IEC705) (W)	1000	900	800
Heating category 1			
Microwave power levels	5	5	5
Grill output (kW)	1500	1000	-
Convection oven output (kW)	1600		
Connected load (kW)	3.4	2.4	1.2
Fuse rating (A)	15	13	13

Compacts



Product
EVY5741AAX



Product
EVY9741AAX

Main Features		
Control Type	Touch	Touch
Display colour	White	White
Oven capacity (usable)	44	44
Number of functions	11	15
VelvetClosing soft close door	•	•
Fully programmable timer	•	•
Food probe	•	•
Spot illumination	•	•
Sidelight	•	•
Cleaning	Enamel	Steam
Oven doors glazing	Triple	Quadruple
Cooling fan	•	•

Accessories		
Number of shelves	2	2
Full width grill/ meat pan (with trivet)	•	


Dimensions		
Appliance Dimensions		
Height (mm)	455	455
Width (mm)	594	594
Depth (mm)	567	567
Aperture dimensions		
Height (mm)	455	455
Width (mm)	560	560
Depth (mm)	550	550

Performance		
Oven temperature range (°C)	30°C-300°C	30°C-230°C
Energy efficiency class	A	A
Energy efficiency class in mode static/ fan	Fan	Fan
Energy consumption fan (kWh)	0.71	0.71
Cook time standard load fan (min)	44	46
Energy consumption static (kWh)	0.79	0.87
Cook time standard load static (min)	47	50
Largest baking sheet surface area (cm²)	1344	
Connected load (kW)	3.4	3.4
Fuse rating (A)	16	16
Oven/ grill power (max kW)	3.4/2.3	3.4/2.3
Steam power output (steam only kW)		

Coffee machines



Product
EBC54503AX



Product
EBC54513AX

Performance		
Electronic touch control	•	•
LED display	•	•
Pre-programmed coffee selection	•	•
Water sensor with LED when refill required	•	•
Steam/water spout with LED indicators	•	•
Height adjustable coffee dispenser	•	•

Dimensions		
Appliance Dimensions		
Height (mm)	455	455
Width (mm)	594	594
Depth(mm)	361	361

Built in dimensions		
Built in height (mm)	450	450
Built in width (mm)	560	560
Built in depth (mm)	550	550

Electrical connection		
Connected load (kW)	1.35	1.35
Fuse rating (A)	13	13
Working pressure (bar)	16	16

Hoods



Product EFL12680BX Product EFL10380BX Product EFA50700X/ K/W Product EFA40850X Product EFA90245X

Specification					
Fan speeds	5	4	3	3	3
Control type	Touch Control	Touch control	Electronic Push button	Push button	Push button
LED colour					
Intensive setting	•	•			
Hob illumination (Watts)	4 x 4W	2 x 7W	2 x 20W	2 x 20W	4 x 20W
Extraction/recirculation operation	•	•	/•	•/•	•/•
Saturation indication	•	•			
Metal grease filters	•	•	•	•	•
Installation height from					
Electric hob (mm)	500	500	500	500	500
Gas hob (mm)	650	650	650	650	650
Performance data					
Extraction ca.m³/h (max)	720	570		631	620
Extraction ca.m³/h (intensive)	850	800			
Recirculation ca.m³/h (max)	390	350	454	366	356
Recirculation ca.m³/h (intensive)	455	430			
Noise (max. setting) extraction (dB(A))	67	64		66	68
Recirculation noise (max. setting) (dB(A))	66	63	70	68	67
Additional equipment required:					
Ventilation hose: diameter (mm)	150	150	150	150	150
For recirculation: Charcoal filter (optional accessory)	Included	Included	Included	Included	Accessory
Appliance dimensions					
Height for extraction mm*	1150 - 910	1133 - 898	540 - 1800	837 - 1137	880-1120
Height for recirculation mm					
Width (mm)	1198	1000	483	450	650
Depth (mm)	700	654	483	450	490
Electrical connection					
Fuse rating (A)	13	13	13	13	13




Product EFF80680BX Product EFF55680BX Product EFV90380BX Product EFV60380BX Product EFB90550BX Product EFB70550BX Product EFB60550BX Product EFC50800X

5	5	4	4	3	3	3	6
Touch control	Touch control	Touch control	Touch control	Push button	Push button	Push button	Touch
•	•	•	•	•			
2 x 4W	2 x 4W	1 x 7W	1 x 7W	2 x 20W	2 x 20W	2 x 20W	2 x 20W
•	•	•	•	•	•	•	•/•
•	•	•	•	•	•	•	•
•	•	•	•	•	•	•	•
500	500	500	500	500	500	500	500
500	500	650	650	650	650	650	650
730	730	570	570	470	470	470	590
860	860	800	800	530	530	530	
395	395	350	350	310	310	310	387
460	460	430	430	340	340	340	
67	67	64	64	63	63	63	66
66	66	63	63	61	61	61	71
150	150	150	150	150	150	150	120
Included	Included	Included	Included	Included	Included	Included	Included
464	464	1053-778	1053-778	1070 - 800	1070 - 800	1070 - 800	1100 - 1350
800	550	898	598	898	698	598	548
339	339	454	454	474	474	474	420
13	13	13	13	13	13	13	13

Hoods



Product
EFC80800X



Product
EFC90400X



Product
EFC60400X



Product
EFC90245X



Product
EFC70720X



Product
EFC60151/
EFC90151

Specification						
Fan speeds	6	3	3	3	3	3
Control type	Touch	Push button	Push button	Push button	Push button	Push button
LED colour						
Intensive setting						
Hob illumination (Watts)	2 x 20W	2 x 40W	2 x 40W	2 x 20W	2 x 20W	1 x 28W
Extraction/recirculation operation	•/•	•/•	•/•	•/•	•/•	•/•
Saturation indication	•					
Metal grease filters	•	•	•	•	•	•
Installation height from						
Electric hob (mm)	500	500	500	500	500	650
Gas hob (mm)	650	650	650	650	650	650
Performance data						
Extraction ca.m³/h (max)	590	850	631	620	395	430
Extraction ca.m³/h (intensive)						
Recirculation ca.m³/h (max)	387	282	366	356	290	270
Recirculation ca.m³/h (intensive)						
Noise (max. setting) extraction (dB(A))	66	72	66	68	60	67
Recirculation noise (max. setting) (dB(A))	71	70	68	67	61	71
Additional equipment required:						
Ventilation hose: diameter (mm)	120	150	150	150	150	150
For recirculation: Charcoal filter (optional accessory)	Included	Included	Included	Accessory	Accessory	Accessory
Appliance dimensions						
Height for extraction mm*	1100 - 1350	704-1140	705-1140	870-1200	623-903	598-898
Height for recirculation mm						
Width (mm)	798	898	598	898	698	598
Depth (mm)	420	500	500	490	470	471
Electrical connection						
Fuse rating (A)	13	13	13	13	13	13



Product
EFI60012S



Product
EFP6500X



Product
EFP60310G



Product
EFG50022S

3	3	3	3
Push button	Slider	Slider	Slider
2 x 28W	2 x 20W	2 x 20W	2 x 28W
•/•	•/•	•/•	•/•
•	•	•	•
500	500	500	650
700	650	650	650
300	400	260	290
130	270	149	230
65	67	63	64
67	66	66	63
100	150	120	150
Accessory	Accessory	Accessory	Accessory
400	175	208	204
598	598	558	522
270	280	276	284
13	13	13	13

Freestanding cookers



Product
EKC607601



Product
EKC603602



Product
EKC603601/603600







Product
EKG603202

Oven Functions				
Ultrafan®, Fan operated	•	•	•	
Defrost	•	•	•	
Conventional cooking	• •	• •	•	
Turbo grilling	•	•		
Pizza Setting	•	•		
Full grill	• •	• •	• •	•
Economy grill	• •	• •	•	•
Top heat		• •	• •	
Bottom heat	• •	•		
Slow cook	•			
Keep warm	•			
Oven features				
Control Type	Touch	Rotary	Rotary	Rotary
Fully programmable electronic clock	•	•	•	•
Oven doors	Triple glass	Triple glass	Triple glass	Triple glass
Catalytic liners	• •	• •	• •	• •
Hob features				
Number of cooking zones	4	4	4	4
Front Left Spec 1)	Triple zone	Dual zone	Single zone	Triple crown
Front Left Rating 2) (kW)	0.8/1.6/2.3	1.0/2.2	2.3	3.8
Front Left Diameter (mm)	120/175/210	140/210	210	121
Rear Left Spec 1)	Single zone	Single zone	Single zone	Semi-rapid
Rear Left Rating 2) (kW)	1.2	1.2	1.2	2.0
Rear Left Diameter (mm)	145	145	145	70
Front Right Spec 1)	Single zone	Single zone	Single zone	Auxillary
Front Right Rating 2) (kW)	1.8	1.2	1.2	1
Front Right Diameter (mm)	180	145	145	54
Rear Right Spec 1)	Dual zone	Single zone	Single zone	Semi-rapid
Rear Right Rating 2) (kW)	0.7/1.7	1.8	1.8	2.0
Rear Right Diameter (mm)	120/180	180	180	70
Equipment supplied				
Chrome grid runners	•	•	•	•
Chrome auto-stop non-tip shelves	•	•	•	•
Grill/Roasting pan	Full width	Full width	Full width	Full width
Energy information				
Energy class	A/A-10%	A/A-10%	A/A-10%	N/A
Energy consumption static	0.79/-	0.79/-	0.79/-	N/A
Energy consumption fan	-0.89	-0.89	-0.89	N/A
Electrical connection				
Voltage (V)	220-240	220-240	220-240	220-240
Frequency (Hz)	50	50	50	
Connected load	11.4	11.4	11.4	
Oven power (max) (kW)	2.9/2.4	2.0/1.9	2.0/1.9	1.9/1.9
Grill power (max) (kW)	1.9/1.9	1.9/1.9	1.9/-	3/-
Fuse rating (A)	30	30	30	3
Appliance dimensions				
Height (mm)	900	900	900	900
Width (mm)	599	599	599	595
Depth (mm)	600	600	600	600
Net Weight (kg)	54.96	54.96	54.96	55.5
Internal dimensions (Top / Bottom)				
Volume (usage) (Litres)	40/74	40/74	40/79	34/79
Height (mm)	182/358	182/358	182/385	167/385
Width (mm)	478/479	478/479	478/479	447/447
Depth (mm)	439/411	439/411	439/411	439/442
Packaging dimensions				
Height (mm)	1020	1020	1020	1020
Width (mm)	660	660	660	660
Depth (mm)	740	740	740	740
Gross Weight (kg)	57.0	57.0	57.0	58.0
Literature supplied				
Operation and installation instructions	•	•	•	•
Colour				
Stainless Steel	EKC607601X	EKC603602X	EKC603601X	EKG603202X
White	EKC607601W		EKC603600W	EKG603202W
Black			EKC603600K	EKG603202K



Freestanding Microwaves

				
	Microwave EME31005X	Microwave EMS20100OX	Microwave/ Grill EMS30400OX	Microwave/ Grill EMS20300OX
Control				
Cooking modes	Microwave	Microwave	Microwave/Grill	Microwave/ Grill
Power levels	10	5	5	5
Microwave output power	1000	800	900	800
Convection output power				
Convection temp				
Grill output power	0	0	1100	1000
Defrost by weight	Yes	Yes	Yes	Yes
Cooking by weight	4	7	7	7
Reheat by weight				
Clock	24h	24h	24h	24h
Cavity size gross	30	19.59	27.6	19.59
Display figures colour	Green	Amber	Amber	Amber
Cavity light W	25	20	20	20
Door open mechanism	Push control	Handle	Handle	Handle
Turntable material	Glass	Glass	Glass	Glass
Signals	End signal	End signal	End signal	End signal
Connected load W	1440	1300	1300	1300
Required fuse	13	10	10	10
Plug type	UK Moulded	UK Moulded	UK Moulded	UK Moulded
Height	300	280	335	280
Width	539	416	520	416
Depth	406	367	440	367
Height gross internal	228	210	250	210
Width gross internal	354	300	332	300
Depth gross internal	373	311	332	311
Package height	367	330	531	330
Package width	613	516	591	516
Package depth	443	405	383	405

Alignment



Alignment Matrix of control panels	Single ovens	EOB8851AAX	EOC5851AAX	EOC5651CAX	EOA5641BAX/ W/K	EOC5440AAX	EOB5450AAX/W	EOB3400EAX
Compact Products								
EVY5741AAX - Multifunction compact oven		√	√	√	√	√	√	√
EVY9741AAX - CombiSteam compact oven		√	√	√	√	√	√	√
EBC54513AX - Fully automatic coffee machine		√	√	√	√	√	√	√
EBC54503AX - Fully automatic coffee machine		x	x	x	x	x	x	x
EMT38409AX - Combi Microwave		x	x	x	x	x	x	x

Alignment Matrix of control panels	Double Ovens	EOD5700AAX/K	EOD5410AAX/ W/K	EOU5700BOX	EOU5410BAX/ K/W
Compact Products					
EVY5741AAX - Multifunction compact oven		√	√	√	√
EVY9741AAX - CombiSteam compact oven		√	√	√	√
EBC54513AX - Fully automatic coffee machine		√	√	√	√
EBC54503AX - Fully automatic coffee machine		x	x	x	x
EMT38409AX - Combi Microwave		x	x	x	x

Alignment Matrix of control panels	Compact products	EVY5741AAX	EVY9741AAX	EBC54513AX	EBC54503AX	EMT38409AX
Compact Products						
EVY5741AAX - Multifunction compact oven		√	√	√	x	x
EVY9741AAX - CombiSteam compact oven		√	√	√	x	x
EBC54513AX - Fully automatic coffee machine		√	√	√	x	x
EBC54503AX - Fully automatic coffee machine		x	x	x	√	√
EMT38409AX - Combi Microwave		x	x	x	√	√

Built-in Fridges



In-column wine cellar
ERW3313AOX

Control	
Control type	Touch control
Door open alarm	•
Super cool function	
Super freeze function	
Fridge Features	
Gross capacity fridge (incl. freezer compartment) (litres/cubic feet)	330 / 11.6
Net capacity fridge (incl. freezer compartment) (litres/cubic feet)	325 / 11.5
NaturaFresh Zero degree drawers: Gross capacity (litres/cubic feet)	
NaturaFresh Zero degree drawers: Net capacity (litres/cubic feet)	
Fridge Defrost	Automatic
Freestore fan system	•
FreshPlus multiflow cooling	
FreshZone Chiller Compartment	
TasteGuard Air filter	
Metal shelves	6
Glass shelves (full depth / half depth)	
Capacity (75.cl bottles)	98
Full width transparent salad drawers with 2 half width hinged glass lids	
Full width transparent salad drawer	
2 Half width salad drawers	
Dairy compartment with lid	
Full width door shelves	
Half width door shelves	
Egg tray	
Fridge light / Internal LED lighting	• / -
4 star freezer compartment	
Freezer defrost	
Dimensions	
Height (mm)	1772
Width (mm)	540
Depth (mm)	540
Built-in dimensions	
Built-in height (mm)	1780
Built-in width (mm)	560
Built-in depth (mm)	550
Door fixing	With stainless steel trimmed glass door
Performance	
Annual energy consumption (kWh)	170
Energy efficiency class (%)	A
Energy efficiency index	54.8
Climate class	SN-ST
Noise (dBA)	34
Freezing capacity (kg/24hr)	
Power cut safe rising time (hr)	
Minimum ambient temperature (°c)	10
Other	
Reversible door opening	Right hinged
Adjustable feet	
Matching fridge/freezer	



In-column fridge
ERG3093AOW



In-column fridge
ERG3313AOW



In-column fridge
ERG2105FOW



In-column larder fridge
ERG2305AOW



In-column larder fridge
ERN1501AOW



In-column fridge
ERN1401FOW



Built-under larder fridge
ERY1401AOW



Built-under fridge
ERY1201FOW

Touch control	Touch control	Touch control	Touch Control	Mechanical	Mechanical	Mechanical	Mechanical
•	•	•	•				
•	•	•	•				
224 / 7.9	332 / 11.7	206 / 7.3	225 / 7.9	154 / 5.4	141 / 5	140 / 4.9	122 / 4.3
216 / 7.6	330 / 11.6	202 / 7.1	222 / 7.8	152 / 5.4	135 / 4.8	136 / 4.8	117 / 4.1
78 / 2.8							
78 / 2.8							
Automatic	Automatic	Automatic	Automatic	Automatic	Automatic	Automatic	Automatic
	•						
•							
		•	•				
•							
3 / 2	4 / 2	2 / 2	3 / 2	3 / -	2 / -	2 / 2	1 / 2
						•	•
	•			•	•		
		•	•				
•	•	•	•	•	•	•	•
3	4	3	3	2	2	1	1
1	1	1	1	1	1	1	1
•	•	•	•	•	•	•	•
- / •	- / •	- / •	- / •	• / -	• / -	• / -	• / -
		•			•		•
		Manual			Manual		Manual
1773	1773	1219	1219	873	873	815	815
540	540	556	556	540	540	596	596
542	542	550	550	549	549	550	550
1780	1780	1225	1225	880	880	820	820
560	560	560	560	560	560	600	600
550	550	550	550	550	550	550	550
Door on Door	Door on Door	Door on Door	Door on Door	Slider	Slider	Door on Door	Door on Door
172	152	181	105	130	202	124	184
A+	A+	A++	A++	A+	A+	A+	A+
43.9	43.9	32.9	32.9	46.36	47.74	44.8	44.98
SN-ST	SN-N-ST	SN-N-ST-T	SN-T	SN-N-ST-T	SN-N-ST	SN-N-ST-T	SN-N-ST
38	34	34	33	38	38	38	38
		2			2		2.5
		12			12		13
10	10	10	10	10	10	10	10
•	•	•	•	•	•	•	•
						•	•
EUG2243AOW	EUG2243AOW		EUG1443AOW	EUN1101AOW		ERU1101FOW/ ERU0943FOW	

Built-in Freezers



In-column freezer
EUG2243AOW



In-column freezer
EUG1443AOW



In-column freezer
EUN1101AOW



Built-under freezer
ERU1101FOW



Built-under freezer
ERU0943FOW

Control					
Control type	Touch control	Touch control	Electronic	Electronic	Electronic
High temperature warning alarm	•	•	•	•	•
Fast freeze function	•	•	•	•	•
Door open warning alarm	•	•	•	•	•
Fridge Features					
Gross capacity freezer (litres/cubic feet)	220 / 7.8	135 / 4.8	110 / 3.9	108 / 3.8	90 / 3.2
Net capacity freezer (litres/cubic feet)	208 / 7.3	122 / 4.3	94 / 3.3	98 / 3.5	87 / 3
Defrost	Automatic	Automatic	Manual	Manual	Automatic
Freezer compartments (drawers/flaps)	6 / 2	4 / 1	4 / 0	4 / 0	3 / 0
Ice packs	2	2		2	2
Dimensions					
Height (mm)	1773	1213	873	815	815
Width (mm)	540	540	540	596	596
Depth (mm)	542	547	549	550	550
Built-in Dimensions					
Built-in height (mm)	1780	1225	880	820	820
Built-in width (mm)	560	560	560	600	600
Built-in depth (mm)	550	550	550	550	550
Door fixing	Door on Door	Door on Door	Slider	Door on Door	Door on Door
Performance					
Annual energy consumption (kWh)	321	245	207	198	202
Energy efficiency class	A+	A+	A+	A+	A+
Energy efficiency index (%)	43.9	43.8	43.9	43.9	51.5
Climate class	SN-N-ST-T	SN-N-ST-T	SN-N-ST-T	SN-N-ST	SN-N-ST-T
Noise (dB (A))	40	40	36	38	41
Freezing capacity (kg/24hr)	20	20	16	18	12
Power cut safe rising time (hr)	21	24	20	29	13
Minimum ambient temperature (°C)	10	10	10	10	10
Other					
Reversible door opening	•	•	•	•	•
Adjustable feet					
Matching fridge/freezer	ERG3313AOW ERG3093AOW	ERG2305AOW	ERN1501FOW	ERY1401AOW	ERY1401AOW

Fridge Freezers



Fridge freezer
EAL6141WOX



Fridge freezer
ENF4453AOX



Fridge freezer
EN3487AOJ
EN3487AOH
EN3487AOO
EN3487AOY





Fridge freezer
EN3881AOX
EN3881AOY








Fridge freezer
EN3481AOW
EN3481AOX

Control					
Control type	Touch control	Touch control	Touch control	Touch control	Touch control
Super cool function	•	•	•	•	•
Fast freeze function	•	•	•	•	•
High temperature warning alarm	•	•	•	•	•
Door open alarm	•	•	•	•	•
Fridge Features					
Gross capacity fridge (litres/cubic feet)	380 / 13.4	312 / 11	249 / 8.8	291 / 10.3	249 / 8.8
Net capacity fridge (litres/cubic feet)	370 / 13	305 / 10.8	239 / 8.4	280 / 9.9	239 / 8.4
FreeStore air technology / FreshPlus multiflow cooling	- / •	• / -	- / •	- / •	- / •
Defrost - fridge	Automatic	Automatic	Automatic	Automatic	Automatic
Glass shelves (full depth)	3	3	2	3	2
Full width CrispFresh salad drawer	2	1	1	1	1
FreshZone chiller drawer			•	•	•
TasteGuard Air filter		•			
Dairy compartment with lid	•	•	•	•	•
Full width door shelves	4	2	2	3	2
1/2 width sliding shelf				•	•
Egg tray		•	•	•	•
Fridge light / Internal LED lighting	- / •	• / -	- / •	- / •	- / •
Xpress can chiller	•				
Water Dispenser & Ice maker	•				
Freezer features					
Gross capacity freezer (litres/cubic feet)	228 / 8	128 / 4.5	91 / 3.2	91 / 3.2	91 / 3.2
Net capacity freezer (litres/cubic feet)	179 / 6.3	102 / 3.6	78 / 2.8	78 / 2.8	78 / 2.8
Defrost - freezer	Automatic	Automatic	Automatic	Automatic	Automatic
Freezer compartments (drawers)	5 (2 drawers + 3 shelves)	2	3	3	3
Internal LED lighting	•				
Dimensions					
Height (mm)	1770	1950	1850	2010	1859
Width (mm)	912	695	595	595	595
Depth (mm)	735	669	658	658	658
Performance					
Annual energy consumption (kWh)	472	365	313	330	313
Energy efficiency class	A+	A+	A+	A+	A+
Energy efficiency index (%)	43.8	43.8	43.9	43.9	43.9
Climate class	SN-N-ST-T	SN-N-ST-T	SN-N-ST-T	SN-N-ST-T	SN-N-ST-T
Noise (dB (A))	44	42	44	42	44
Freezing capacity (kg/24hr)	13	14	10	10	10
Power cut safe rising time (hr)	4	20	18	16	18
Minimum ambient temperature (°C)	10	10	10	10	10
Other					
Reversible door opening		Right hinged	•	•	•
Colour	Stainless steel	Stainless steel	Satin lime green, Gloss red, Chocolate brown, Ebony stainless steel	Stainless steel, Ebony stainless steel	White, Stainless steel

Built-in Fridge Freezers

		
	Built-in fridge freezer ENN2901AOW	Built-in fridge freezer ENN2853AOW
Control		
Control type	Mechanical	Electronic
Super cool function		
Fast freeze function		•
High temperature warning alarm		
Door open alarm		
Fridge Features		
Gross capacity fridge (litres/cubic feet)	214 / 7.6	214 / 7.6
Net capacity fridge (litres/cubic feet)	210 / 7.4	210 / 7.4
NaturaFresh Zero degree drawers: Gross capacity (litres/cubic feet)		
NaturaFresh Zero degree drawers: Net capacity (litres/cubic feet)		
FreeStore air technology / FreshPlus multiflow cooling		• / -
Fridge Defrost	Automatic	Automatic
Glass shelves (full depth)	4	3
Glass shelves (half depth)		2
2 full width NaturaFresh Drawers		
Full width CrispFresh salad drawer		
FreshZone chiller drawer		
2 half width salad drawers with full width glass cover	•	•
TasteGuard Air Filter		
Dairy compartment with lid	•	•
Full width door shelves	3	3
Half width sliding shelf		•
Egg tray	•	•
Fridge light / Internal LED lighting	• / -	• / -
Freezer features		
Gross capacity freezer (litres/cubic feet)	76 / 2.7	68 / 2.4
Net capacity freezer (litres/cubic feet)	70 / 2.5	55 / 1.9
Defrost - freezer	Manual	Automatic
Ice maker		
Freezer compartments (drawers)	3	3
Ice packs	2	2
Dimensions		
Height (mm)	1772	1772
Width (mm)	540	540
Depth (mm)	547	547
Built-in dimensions		
Built-in height (mm)	1780	1780
Built-in width (mm)	560	560
Built-in depth (mm)	550	550
Door fixing	Slider	Slider
Performance		
Annual energy consumption (kWh)	310	309
Energy efficiency class	A+	A+
Energy efficiency index	43.9	43.8
Climate class	SN-N-ST-T	SN-N-ST-T
Noise (dBA)	36	40
Freezing capacity (kg/24hr)	4	4
Power cut safe rising time (hr)	24	21
Minimum ambient temperature (°c)	10	10
Other		
Reversible door opening	•	•
Fridge Freezer Split	70 : 30	70 : 30

				
Built-in fridge freezer ENN2643AOW	Built-in fridge freezer ENG2793AOW	Built-in fridge freezer ENN2801AOW	Built-in fridge freezer ENN3153AOW	Side by side Food Centre EAK6789AOX
Touch Control	Touch Control	Mechanical	LCD Electronic	Touch Control
•	•		•	•
•	•		•	•
•	•		•	•
•	•		•	•
164 / 5.8	139 / 4.9	173 / 6.1	230 / 8.1	375 / 13.0
162 / 5.7	133 / 4.7	170 / 6.0	228 / 8.0	359 / 12.7
	73 / 2.6			
	60 / 2.1			
- / •	- / •		• / -	- / •
Automatic	Automatic	Automatic	Automatic	Automatic
2	2	3	3	4
2	2		2	
	•			
			•	2
			•	
•		•		
•	•			•
2	2	2	2	3
•		•	•	•
•	•	•	•	•
• / -	- / •	• / -	- / •	- / •
91 / 3.2	58 / 2.0	110 / 3.9	75 / 2.6	290 / 10.2
78 / 2.8	47 / 1.7	92 / 3.2	64 / 2.3	244 / 8.6
Automatic	Manual	Manual	Automatic	Automatic
				•
4	2	4	3	7
2	2	2	2	
1772	1764	1772	1842	1850
540	556	540	540	1190
547	542	547	552	623
1780	1780	1780	1850	1925
560	560	560	560	120
550	550	550	560	600
Slider	Door on Door	Slider	Slider	
311	294	298	326	467
A+	A+	A+	A+	A+
43.8	43.9	43.8	43.9	43.8
SN-N-ST-T	SN-N-ST	SN-N-ST	SN-N-ST-T	SN-N-ST-T
38	40	36	39	43
10	8	10	8	16
25	24	24	21	10
10	10	10	10	10
•	•	•	•	
50 : 50	80 : 20	50 : 50	70 : 30	

Dishwashers



Full size Dishwasher ESL6610RO

Full size Dishwasher ESI67070XR

Full size Dishwasher ESL65070R

Full size Dishwasher ESL63010

Features				
Format	Fully integrated	Semi integrated	Fully integrated	Fully integrated
Controls	Electronic	Electronic	Electronic	Electronic
Visible control panel				
Display	3 digits	3 digits	-	-
Capacity (number of IEC place settings)	12	12	12	12
Number of temperatures	6	5	4	4
Number of programmes	7	6	5	5
Auto Flex	•			
Eco 50	•			
Flexiwash	•			
One hour wash	•			
Intensive 70°C	•	•	•	•
Normal 65°C wash				•
30 min 60°	•		•	•
AUTO programme		•	•	
Glass care 45°C wash			•	
Rinse & hold	•	•		•
Residual heat drying	•			•
Multi-tab option		•	•	
Time saver	•			
My Favourite	•			
Energy saver	•			
Delay start	•	•	•	•
Time remaining		•		
Adjustable upper basket		•	•	•
Foldable plate racks - bottom basket		•	•	•
Foldable cup shelves		•	•	•
Moveable cutlery basket		•	•	
Wine rack		•		
End of programme indicator			•	
Beam on floor	•		•	
Interior light		•		
Dimensions				
Appliance Height (mm)	818	818	818	818
Appliance Width (mm)	596	596	596	596
Appliance Depth (mm)	550	575	550	550
Aperture Built-in height (mm)	820 - 900	820 - 900	820 - 900	820 - 880
Aperture Built-in width (mm)	600	600	600	600
Aperture Built-in depth (mm)	570	570	570	570
Furniture Door height (mm)	670-820	570 - 655	670-776	670-820
Furniture Door width (mm)				
Furniture Door weight (min - max) (kg)	1.5 - 10	1.5 - 8	1.5 - 10	2 - 10
Performance				
Declared Programme	Eco 50	Eco 50	Eco 50	Eco 50
Energy efficiency class	A++	A+	A+	A
Energy efficiency index	53.7	62.1	60.4	67.3
Annual energy consumption (kWh)	256	287	279	311
Annual water consumption (litres)	2745	2744	3024	4200
Energy consumption (kWh)	0.91	1.02	0.99	1.08
Water consumption (litres)	9.8	9.8	10.8	15
Drying performance	A	A	A	A
Maximum noise level (dB(A)	44	43	47	49
Cleaning performance	A	A	A	A
Programme time (Minutes)	170	170	155	135
Stand-by power (W)	0.1	0.1	0.1	1.9
Off mode power (W)	0.1	0.1	0.1	0.1
Left-on mode power (W)	0.1	0.1	0.1	1.9
Left-on mode duration (Minutes)	10	10	10	n/a
Other				
Voltage (V)	220-240	220-240	220-240	220-240
Frequency (Hz)	50	50	50	50
Connected load (kW)	2200	2200	2200	2200
Fuse rating (A)	13	13	13	13
Minimum water pressure 1 bar / 15 psi				
Inlet hose with 3/4" BSP thread hose connection				
Water softener				
Water supply	Cold	Cold	Cold	Cold
Salt refill indicator	•	•	•	•
Rinse aid refill indicator	•	•		•
Water hardness setting				
Top and side fixing brackets	•	•	•	•
Worktop steam protection (metallic)	•	•	•	•

Slimline Dishwashers





Slim width Dishwasher ESL46510R



Slim width Dishwasher ESL43020

Features		
Format	Slim fully integrated	Slim fully integrated
Controls	Electronic	Electronic
Visible control panel		
Display	3 digits	-
Capacity (number of IEC place settings)	9	9
Number of temperatures	4	4
Number of programmes	5	5
Auto Flex		
Eco 50		
Flexiwash		
One hour wash		
Intensive 70°C	•	•
Normal 65°C wash		•
30 min 60°	•	•
AUTO programme	•	
Glass care 45°C wash	•	
Rinse & hold		•
Residual heat drying		
Multi-tab option	•	
Time saver		
My Favourite		
Energy saver		
Delay start	•	
Time remaining	•	
Adjustable upper basket	•	•
Foldable plate racks - bottom basket	•	
Foldable cup shelves	•	•
Moveable cutlery basket		
Wine rack		
End of programme indicator		•
Beam on floor	•	
Interior light		
Dimensions		
Appliance Height (mm)	818	818
Appliance Width (mm)	446	446
Appliance Depth (mm)	550	550
Aperture Built-in height (mm)	820 - 900	820 - 900
Aperture Built-in width (mm)	450	450
Aperture Built-in depth (mm)	570	570
Furniture Door height (mm)	644 - 720	644 - 720
Furniture Door width (mm)		
Furniture Door weight (min - max) (kg)	1.5 - 6	1.5 - 6
Performance		
Declared Programme	Eco 50	Eco 50
Energy efficiency class	A	A
Energy efficiency index	67.2	70.6
Annual energy consumption (kWh)	237	249
Annual water consumption (litres)	2380	3640
Energy consumption (kWh)	0.84	0.86
Water consumption (litres)	8.5	13
Drying performance	A	A
Maximum noise level (dB(A)	47	51
Cleaning performance	A	A
Programme time (Minutes)	161	123
Stand-by power (W)	0.1	1.9
Off mode power (W)	0.1	0.1
Left-on mode power (W)	0.1	1.9
Left-on mode duration (Minutes)	10	n/a
Other		
Voltage (V)	220-240	220-240
Frequency (Hz)	50	50
Connected load (kW)	2100	2200
Fuse rating (A)	13	13
Minimum water pressure 1 bar / 15 psi		
Inlet hose with 3/4" BSP thread hose connection		
Water softener		
Water supply	Cold	Cold
Salt refill indicator	•	•
Rinse aid refill indicator	•	
Water hardness setting		
Top and side fixing brackets	•	•
Worktop steam protection (metallic)	•	•

Washing Machines

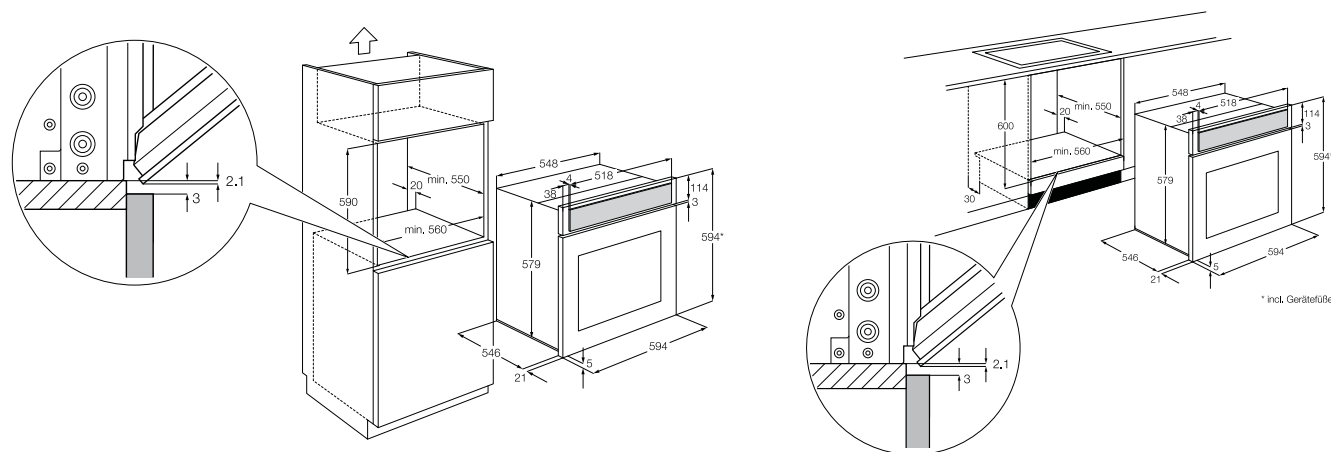
<div><div></div><div>Fully integrated washing machine EWG127410W</div></div> <div><div></div><div>Fully integrated washing machine EWG147540W</div></div>		
Features		
Display	Medium LCD	Large LCD
Wash system	Anti-foam	Anti-foam
Wash load (kg)	7	7
Spin speed (rpm)	1200	1400
Motor	Universal	Inverter
Control type	Push button & Rotary	Push button & Rotary
Time manager	•	•
Big porthole	•	•
Wide door opening	•	•
Extra rinse option	•	•
Rinse hold option	•	•
Delay start option	•	•
Easy iron option	•	•
Spin reduction option	•	•
Cotton programmes	•	•
Cotton + prewash programmes	•	•
Cotton + prewash programmes	•	•
Cotton Economy programmes	•	•
Cotton Economy + prewash programmes	•	•
Synthetic + prewash programmes	•	•
Delicate programme	•	•
Lingerie programme	•	•
Handwash programme	•	•
Silk programme	•	•
Wool programme	•	•
Dimensions		
Appliance Height (mm)	820	820
Appliance Width (mm)	596	596
Appliance Depth (mm)	544	544
Aperture Built-in height (mm)	825	825
Aperture Built-in width (mm)	600	600
Aperture Built-in depth (mm)	600	600
Electrical and water connection		
Water fill	Cold	Cold
Fuse rating (A)	13	13
Connected load (kg)	2050	2050
Performance		
Declared programmes	Std cotton 60 half & full load / Std cotton 40 half load	Std cotton 60 half & full load / Std cotton 40 half load
Energy efficiency class	A++	A+++
Energy efficiency index	49.6	44.5
Spin drying efficiency label	B	B
Annual energy consumption (kWh)	190	169
Annual water consumption (litres)	10469	8999
Maximum spin speed (rpm)	1200	1400
Washing noise level (dB(A)	56	52
Spin noise level (dB(A) re 1pw)	72	73
Residual humidity (%)	53	52
Stand-by power (W)	1.9	1.9
Off mode power (W)	0.1	0.1
Left-on mode power (W)	1.6	1.7
Left-on mode duration (Min)	5	5
Washing performance	A	A
Performance, programme		
Standard cotton 60°C, full load Load (kg)	7	7
Standard cotton 60°C, full load Energy (kWh)	1.01	0.86
Standard cotton 60°C, full load Water (litres)	52	46

Washer Dryers

<div><div></div><div>Fully integrated washer dryer EWX127410W</div></div> <div><div></div><div>Fully integrated washer dryer EWX147410W</div></div>		
Electrical and water connection		
Display	Medium LCD	Medium LCD
Wash system	Anti-foam	Anti-foam
Wash load (kg)	7	7
Dry load (kg)	4	4
Spin speed (rpm)	1200	1400
Control type	Push button	Push button
Time manager	•	•
Big porthole	•	•
Wide door opening	•	•
Extra rinse option	•	•
Rinse hold option	•	•
Delay start option	•	•
Drying time	•	•
Spin reduction option	•	•
Cotton programmes	•	•
Cotton + prewash programmes	•	•
Cotton economy	•	•
Synthetic programmes	•	•
Synthetic + easy iron programmes	•	•
Delicate programme	•	•
Handwash programme	•	•
Wool	•	•
Drying programme	•	•
Dimensions		
Appliance dimensions - Height x Width x Depth (mm)	820 x 596 x 544	820 x 596 x 544
Aperture dimensions - Built-in Height x Width x Depth (mm)	825 x 600 x 600	825 x 600 x 600
Electrical and water connection		
Water fill	Cold	Cold
Fuse rating (A)	13	13
Connected load (W)	2050	2050
Performance		
Declared programmes	Cotton 60°C	Cotton 60°C
Energy efficiency class	C	B
Energy consumption wash + dry (kWh)	6.51	5.67
Energy consumption washing (kWh)	1.05	1.05
Washing performance	A	A
Water consumption washing + drying (litres)	125	99
Max spin speed (rpm)	1200	1400
Residual humidity (%)	54	52
Stand-by power (W)	1.9	1.9
Off mode power (W)	0.1	0.1
Washing noise (dB(A)	56	56
Spinning noise (dB(A)	72	74
Drying noise (dB(A) re 1pW)	62	62
Washing Only		
Annual energy consumption (kWh)	210	210
Annual water consumption (litres)	9800	9800
Washing & Drying		
Annual energy consumption (kWh)	1302	1134
Annual water consumption (litres)	25000	19800
Performance, programme		
Standard cotton 60°C, full load Load (kg)	7	7
Standard cotton 60°C, full load Energy (kWh)	1.05	1.05
Standard cotton 60°C, full load Water (litres)	49	49
Programme duration (minutes)	180	180

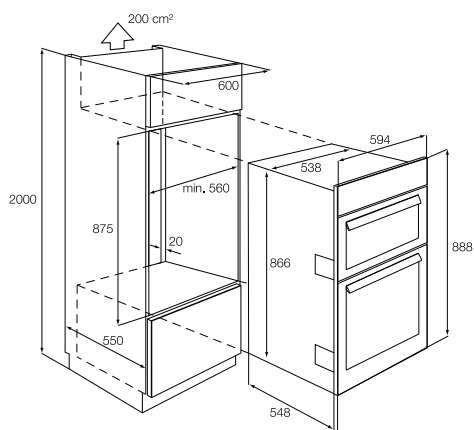
Single ovens

**EOB8851AAX - EOC5851AAX - EOB5651CAX - EOA5651BAX/K/W -
EOC5440AAX - EOB5450AAX/W - EOB3400EAX/K/W - EOM5410AAX**



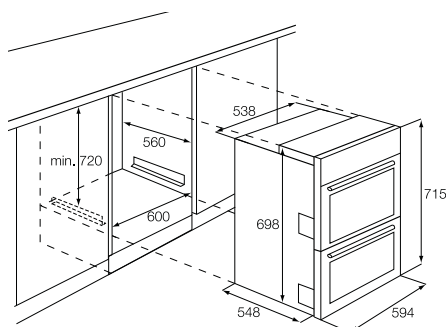
Double ovens

EOD5700AAX/K - EOD5410AAX/K/W



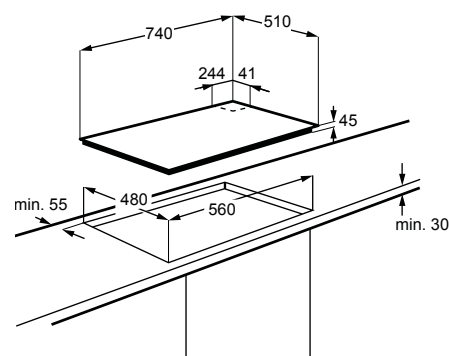
Built-under ovens

EOU5700BOX - EOU5410BAX/K/W



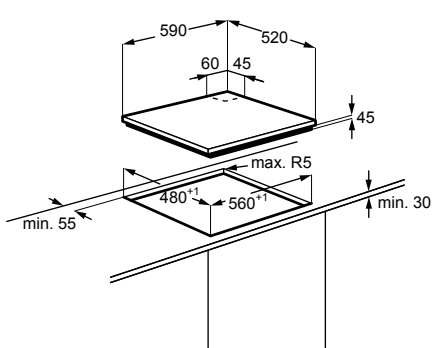
Gas Hobs 70cm

EGT7355NOK



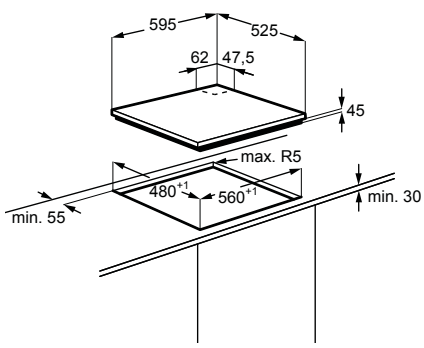
Gas Hobs 60cm

EGT6345YOK

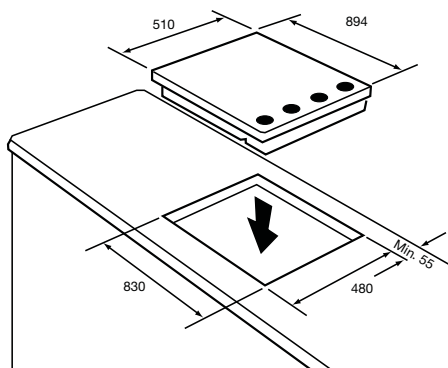


Gas Hobs 60cm

EGT6343LOK

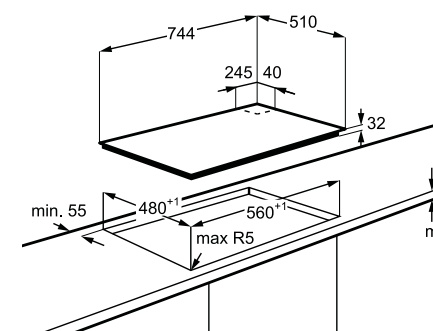


Gas Hobs 90cm

EGG9353NOX

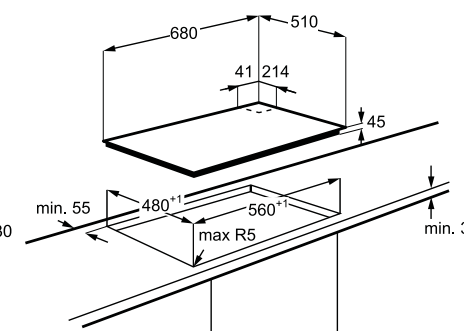
Gas Hobs 75cm

EGG7353NOX EGG7253NOX



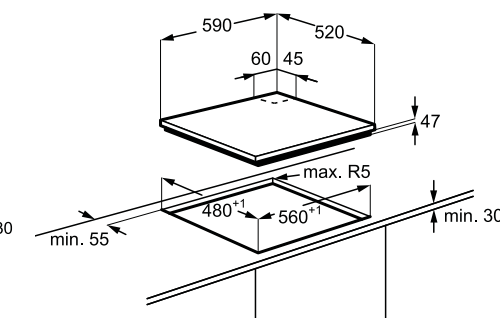
Gas hobs 70cm

EGT7353NOK



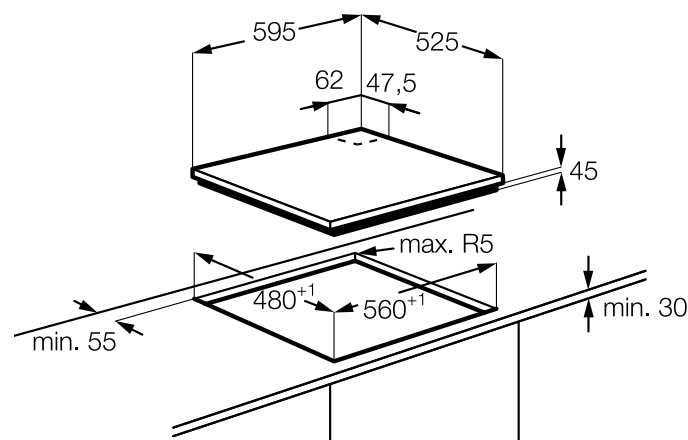
Gas hobs 60cm

EGT6242NOK



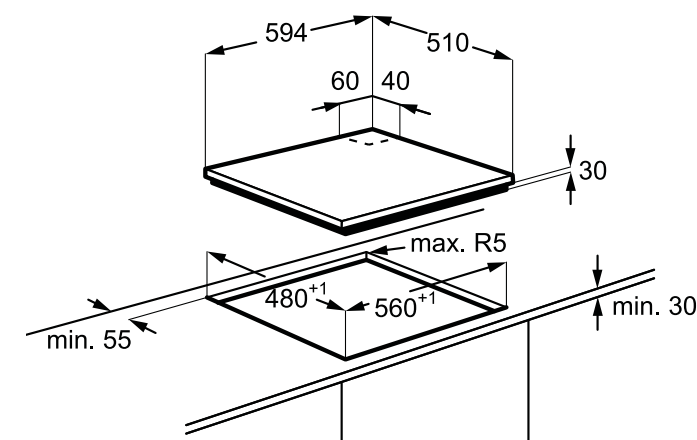
Gas hobs 60cm

EGU6343LOX



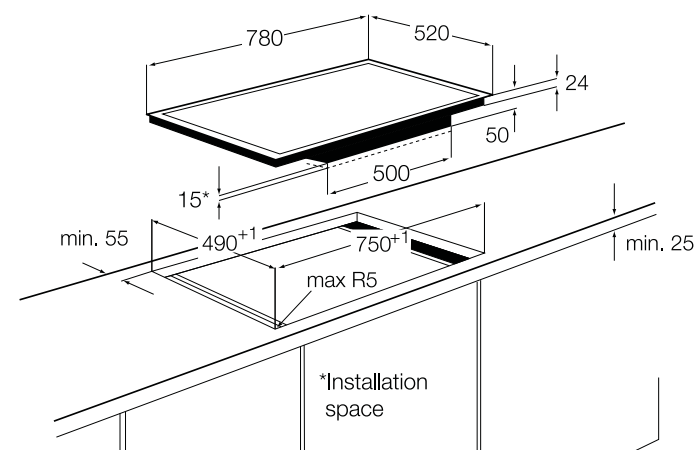
Gas hobs 60cm

EGG6242NOX



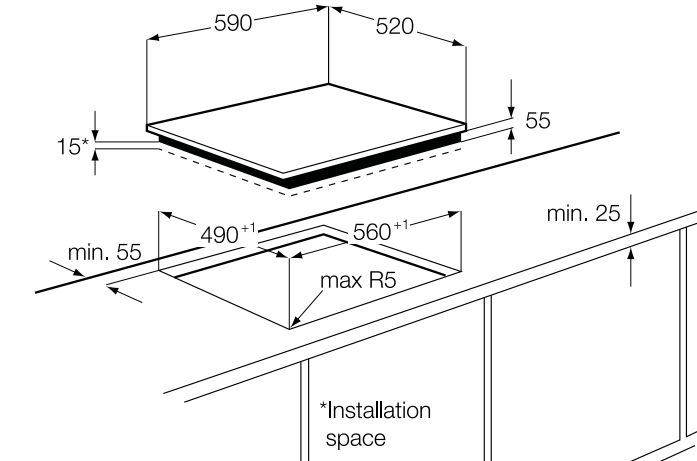
Induction hobs 80cm

**EHD8740FOK - EHL8740FOG - EHH8945FOG -
EHL8740FOK EHI8742FOK - EHF8748FOK**



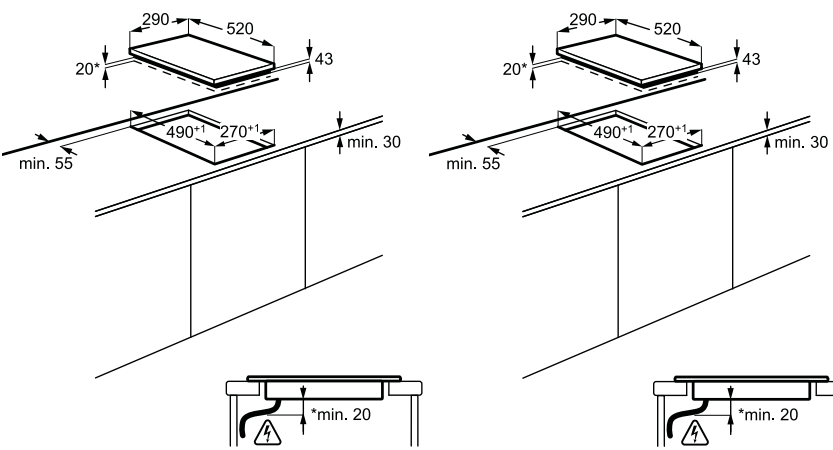
Induction hobs 60cm

**EHI6740FOG - EHL6740FOK - EHH6540FOK -
EHF6747FOK - EHF6241FOK - EHF6140FOK**



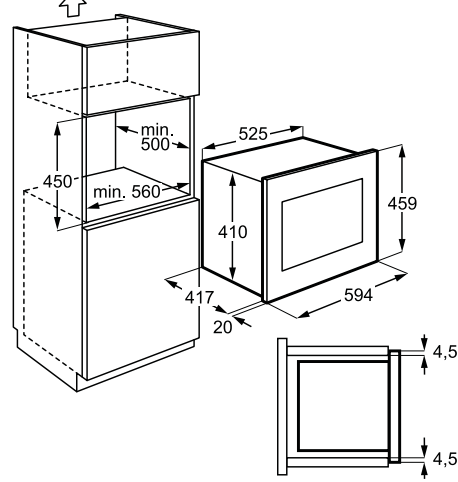
Domino hobs

EGC3322NOK - EGC3313NOK - EHF3920BOK - EHH3920BOK



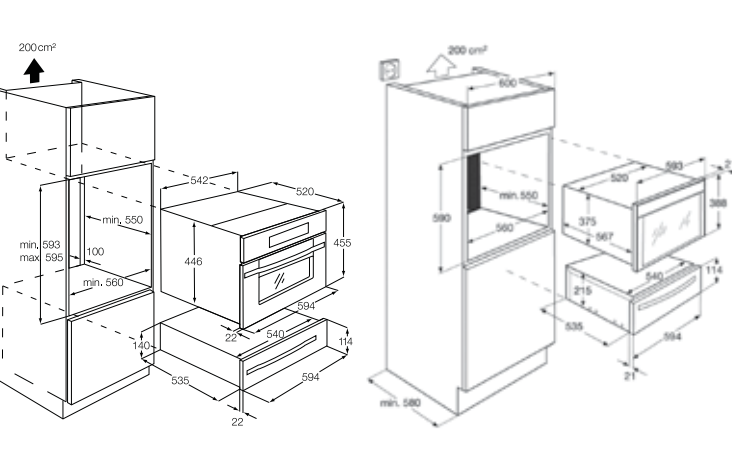
Combination microwaves

EMT38409AX - EMS26204OX/W/K



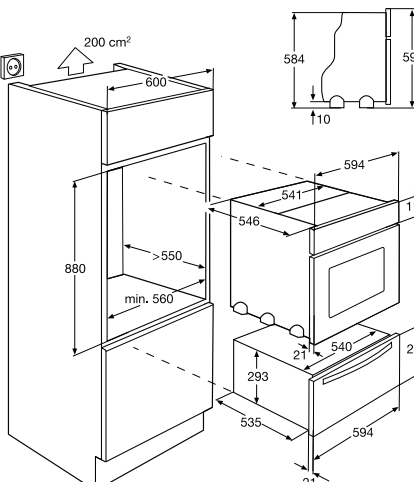
Warming drawers

EED14800AX - EED14700AX



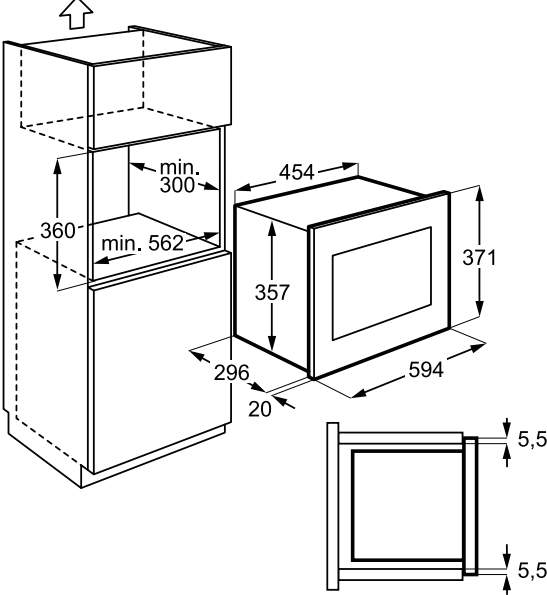
Warming drawers

EED29800AX



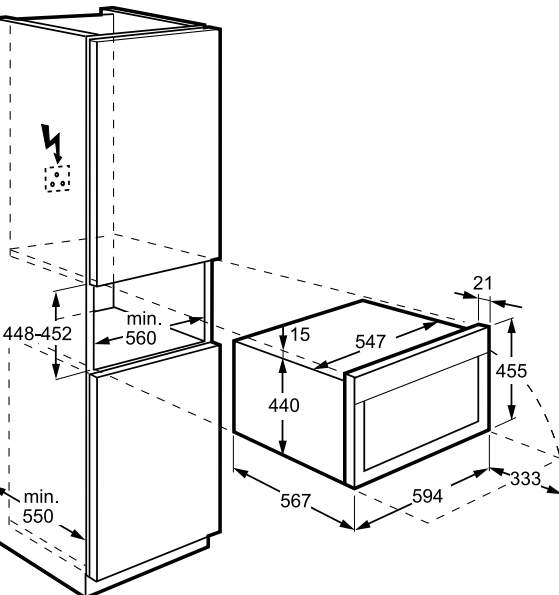
Microwaves

EMS17006OX



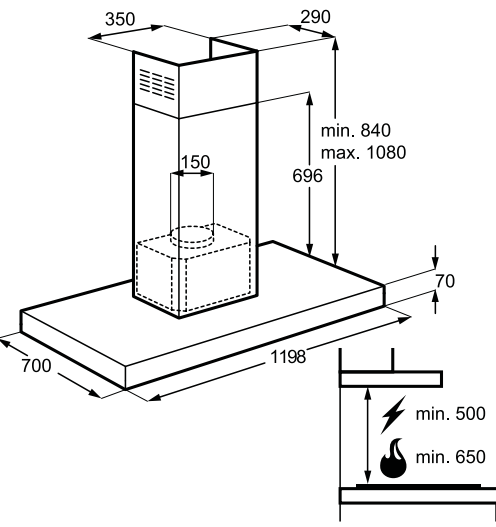
Compact ovens

EVY5741AAX - EVY9741AAX



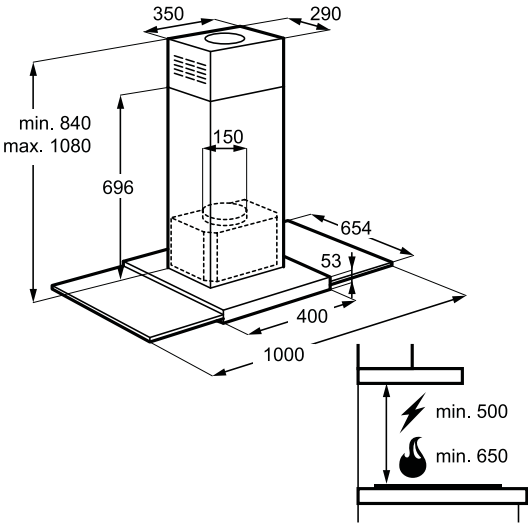
Cooker hood

EFL12680BX



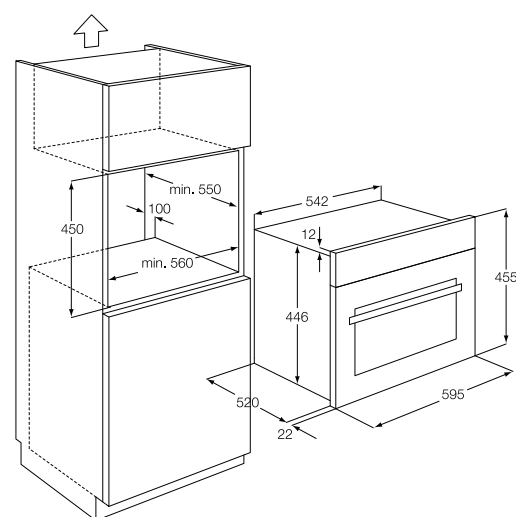
Cooker hood

EFL10380BX



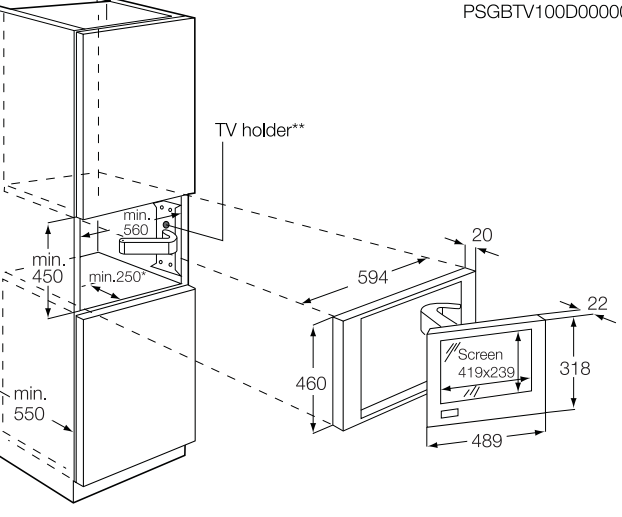
Coffee machines

EBC54513AX - EBC54503AX



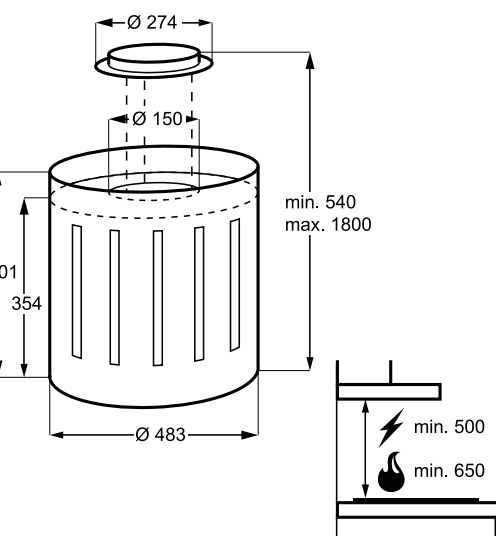
Compact television

ETV45000X



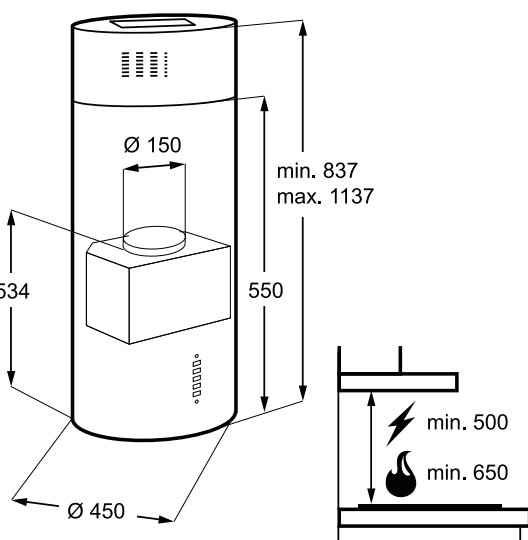
Cooker hoods

EFA50700X / K / W



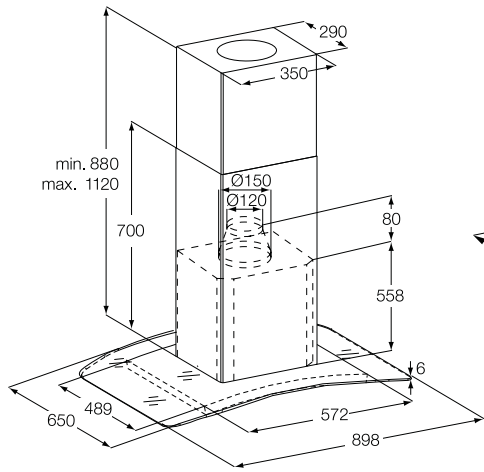
Cooker hood

EFA40850X



Cooker hood

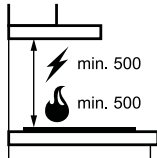
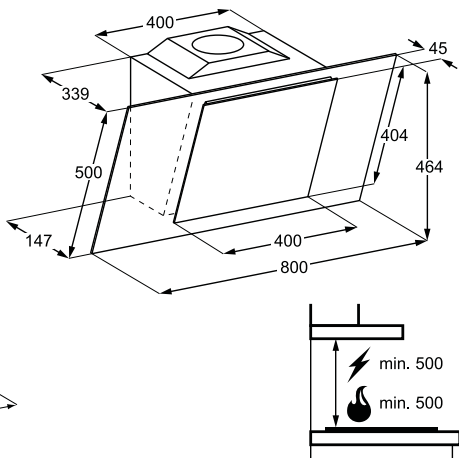
EFC90245X



Safety Distance:
Electric: 500mm
Gas: 650mm

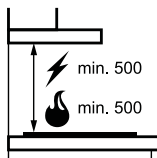
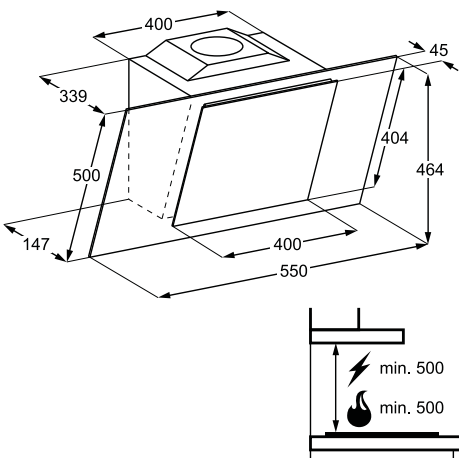
Cooker hood

EFF80680BX



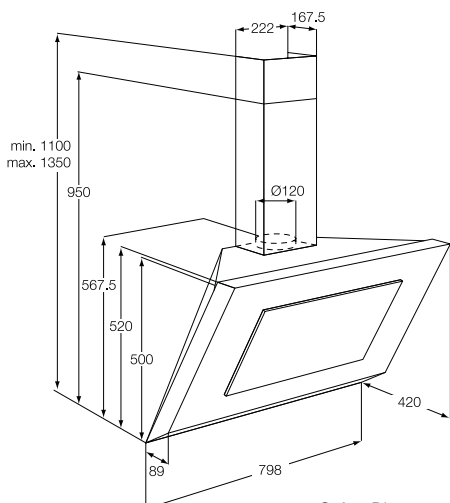
Cooker hood

EFF55680BX



Cooker hood

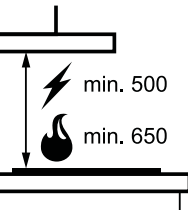
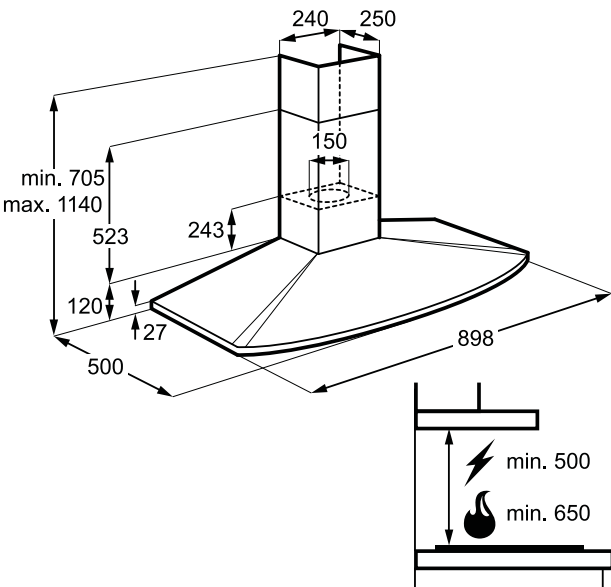
EFC80800X



Safety Distance:
Electric: 500mm
Gas: 650mm

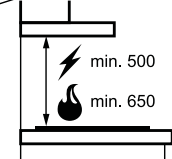
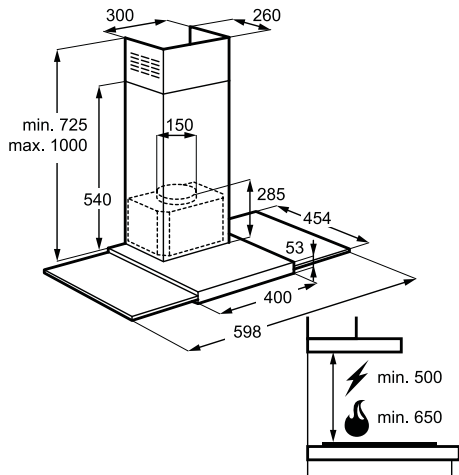
Cooker hood

EFC90400X



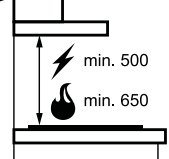
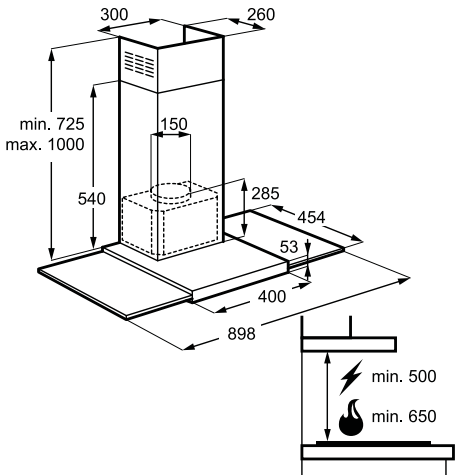
Cooker hood

EFV60380BX



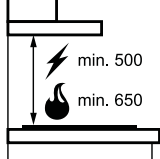
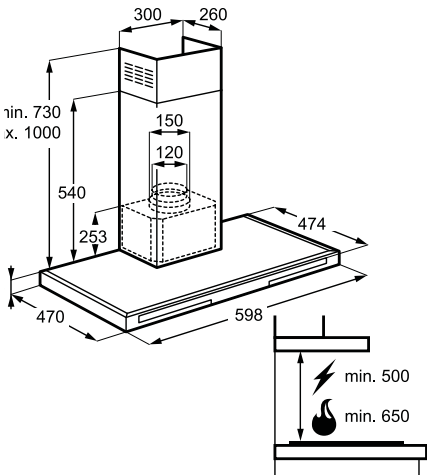
Cooker hood

EFV90380BX



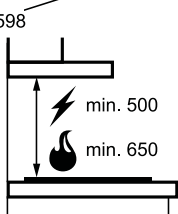
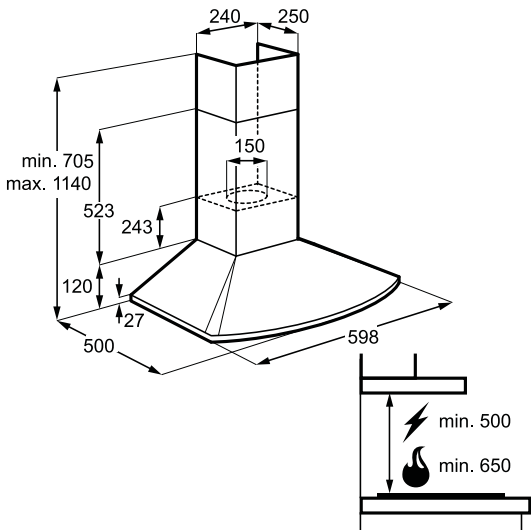
Cooker hood

EFB70550BX



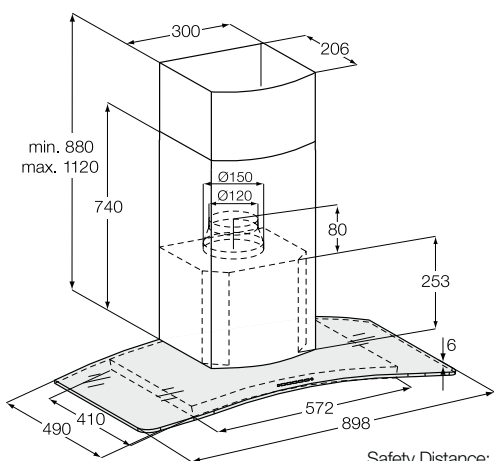
Cooker hood

EFC60400X



Cooker hood

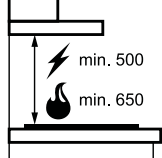
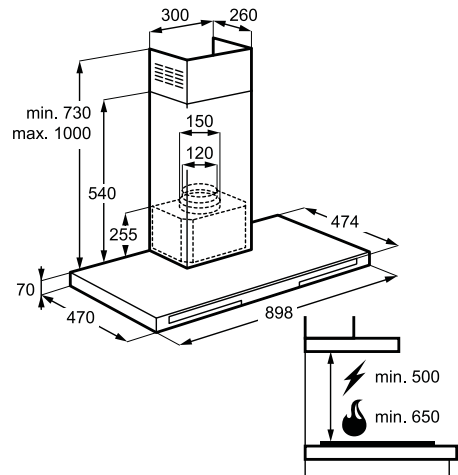
EFC90245X



Safety Distance:
Electric: 650mm
Gas: 650mm

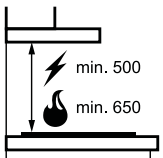
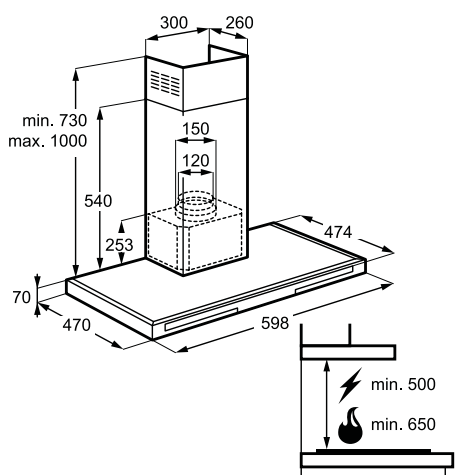
Cooker hood

EFB90550BX



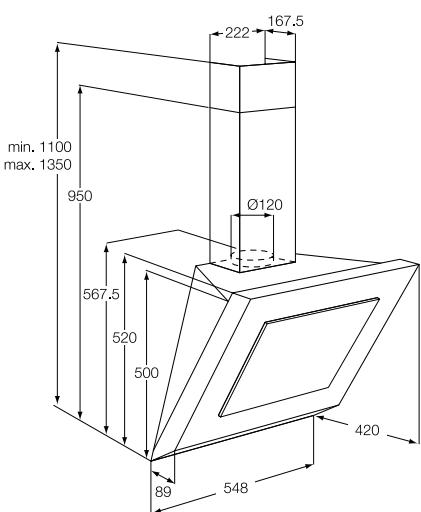
Cooker hood

EFB60550BX



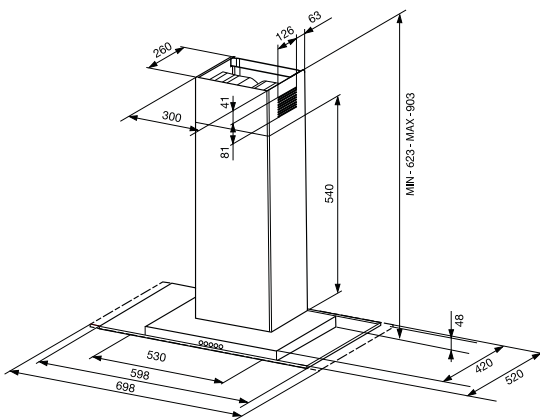
Cooker hood

EFC50800X



Cooker hood

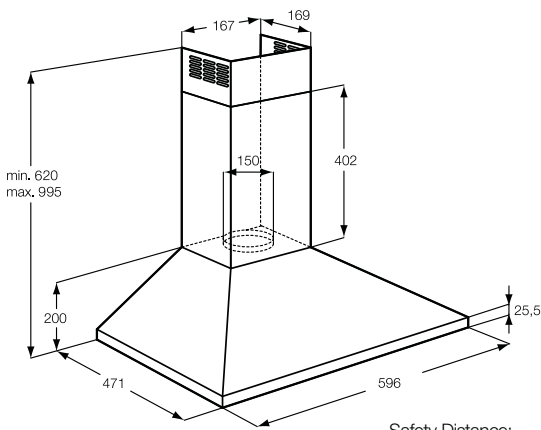
EFC70720X



Minimum Safety Distance:
Electric: 500mm
Gas: 650mm

Cooker hood

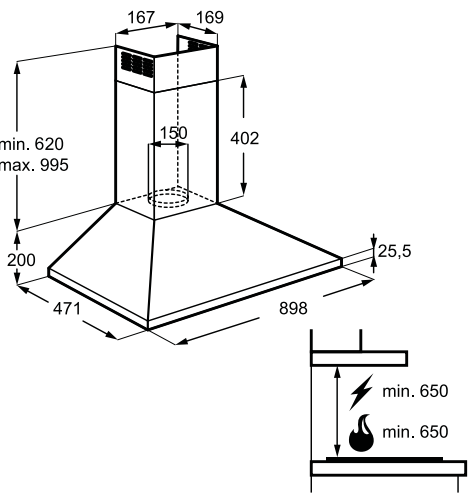
EFC60151



Safety Distance:
Electric: 650mm
Gas: 650mm

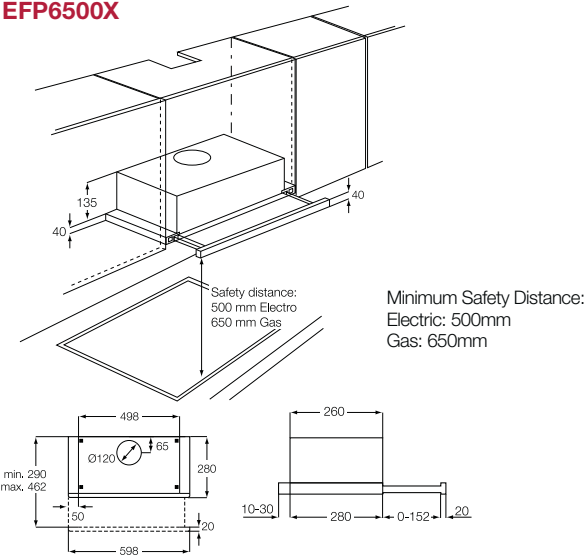
Cooker hood

EFC90151/EFC60151



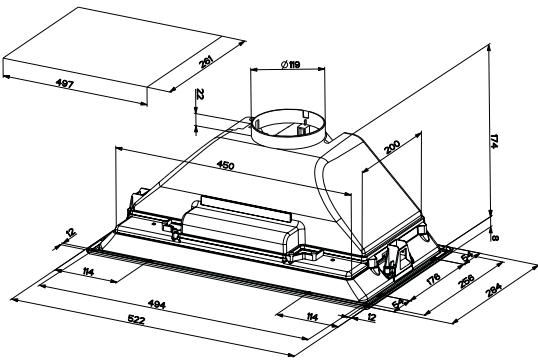
Cooker hoods

EFP6500X



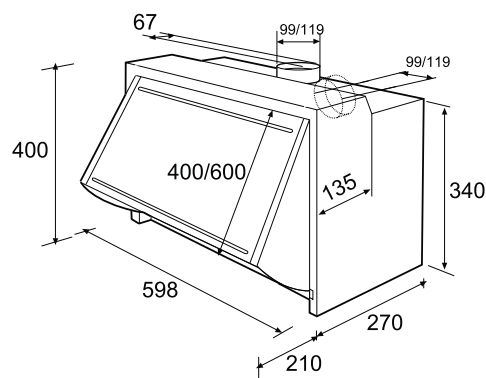
Cooker hoods

EFG50022S



Cooker hood

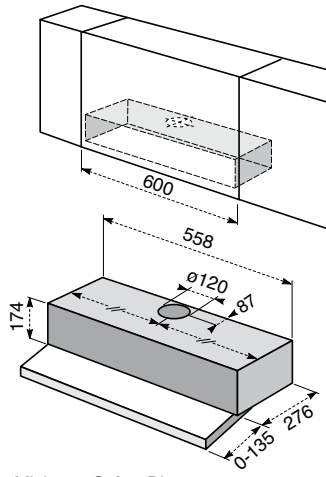
EFI60012S



Minimum Safety Distance:
Electric: 500mm
Gas: 700mm

Cooker hood

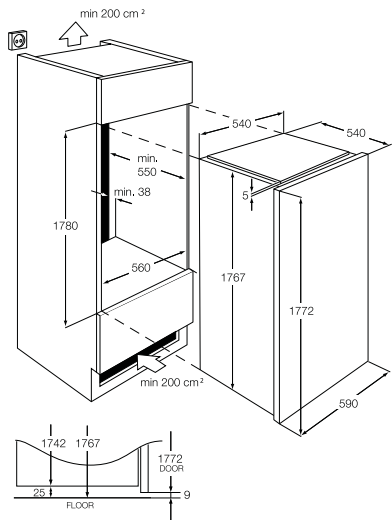
EFP60310G



Minimum Safety Distance:
Electric: 500mm
Gas: 650mm

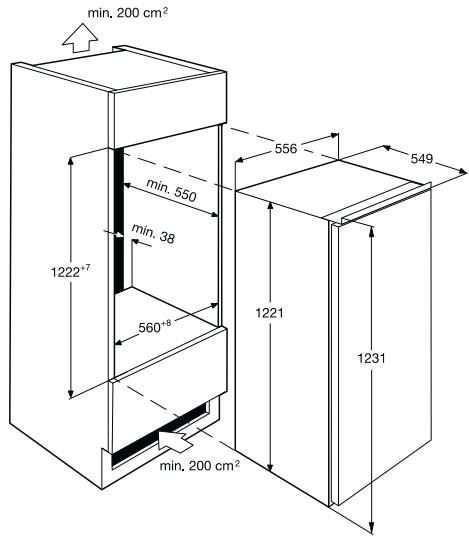
Wine cellar

ERW3313AOX



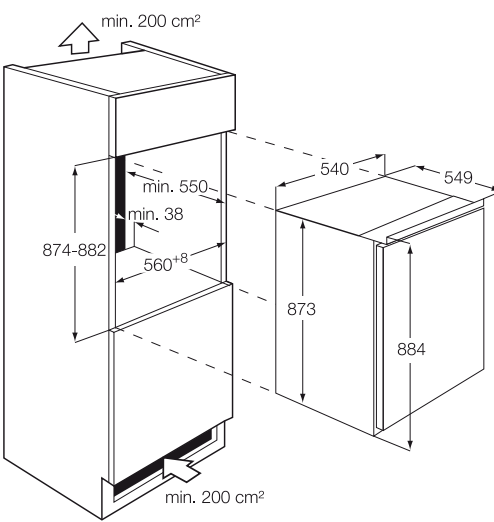
Fridges

ERG2105FOW - ERG2305AOW



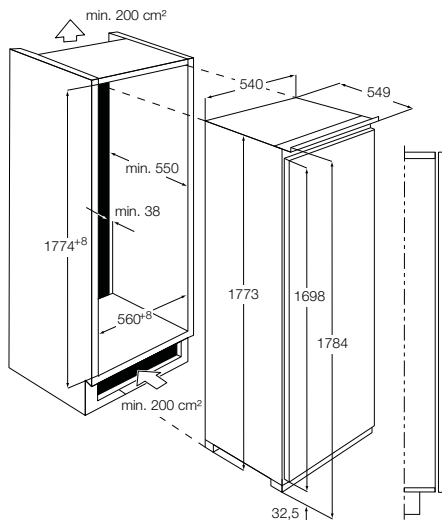
Freezers

ERN1401FOW - ERN1501AOW - EUN1101AOW -



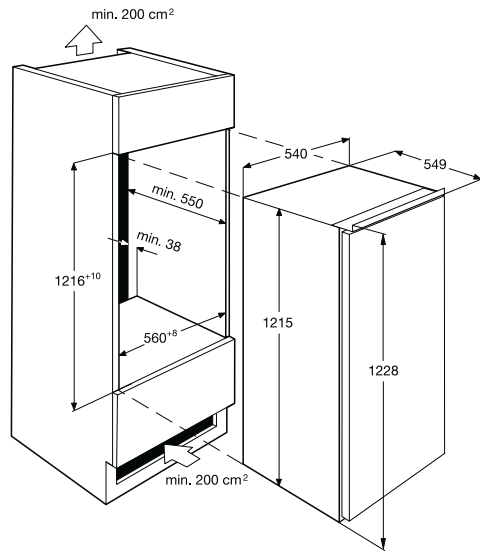
Fridges

ERG3313AOW - ERG3093AOW - EUG2243AOW



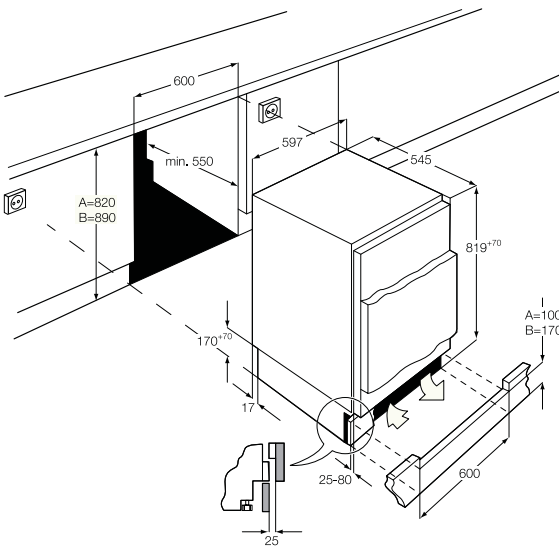
Freezers

EUG1443AOW



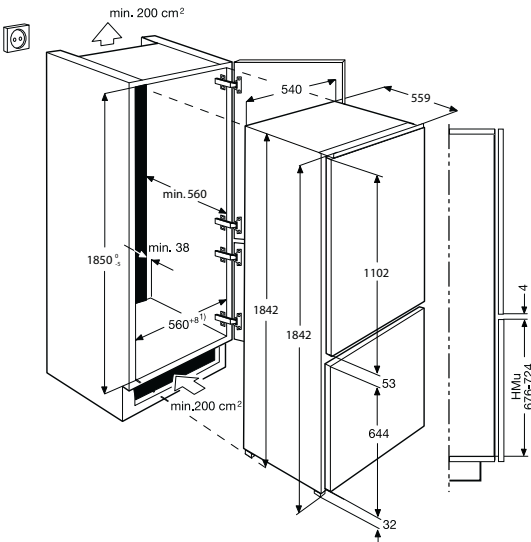
Built-under fridges and freezers

ERY1401AOW - ERY1201FOW - ERU0943FOW
ERU1101FOW



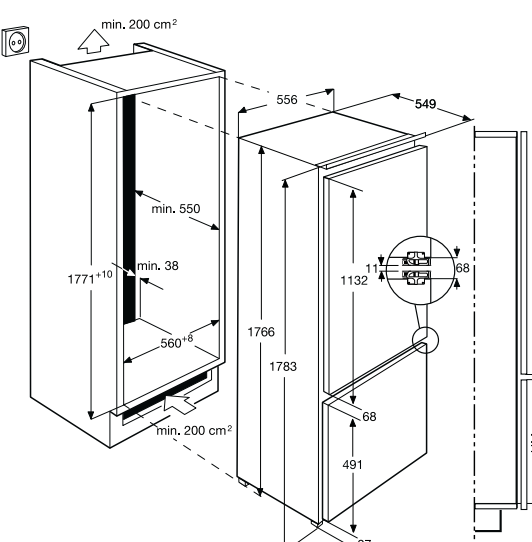
Fridge freezers

ENN3153AOW



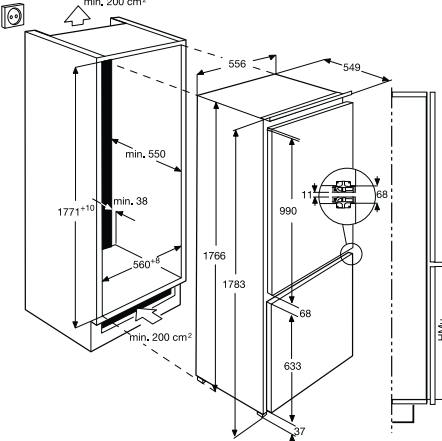
Fridge freezers

ENG2793AOW



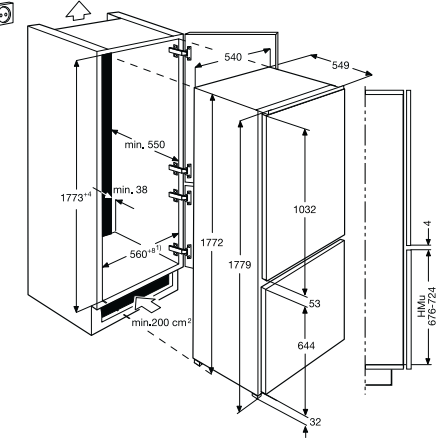
Fridge freezers

ENN2901AOW



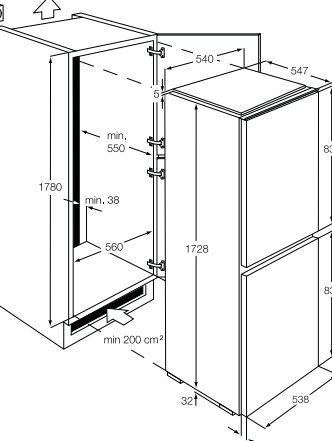
Fridge freezers

ENN2853AOW



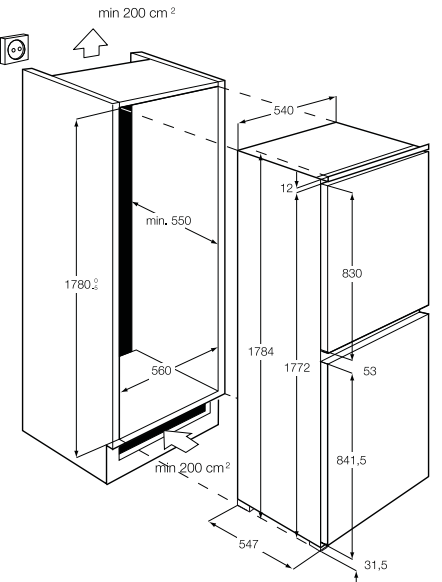
Fridge freezers

ENN2643AOW



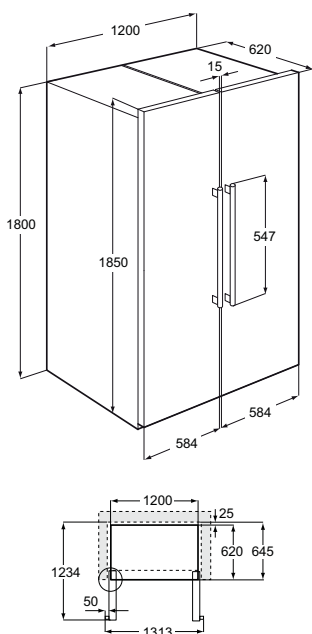
Fridge freezers

ENN2801AOW



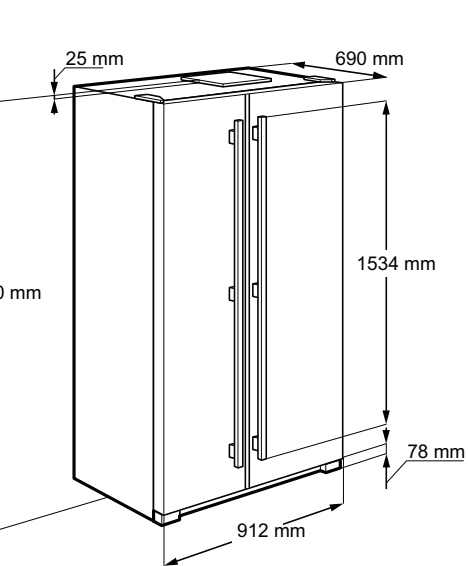
Side-by-side

EAK6789AOX



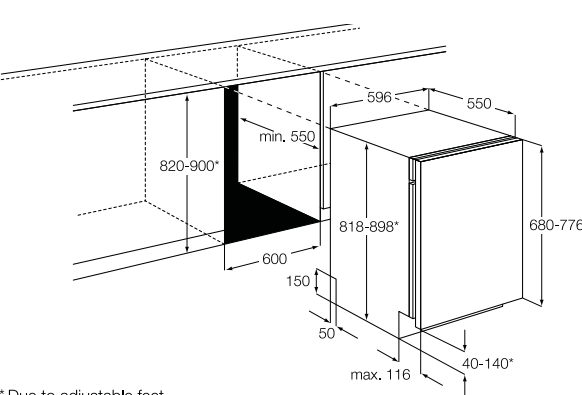
Side-by-side

EAL6141WOX



Dishwashers

ESL6610RO - ESL65070R - ESL63010

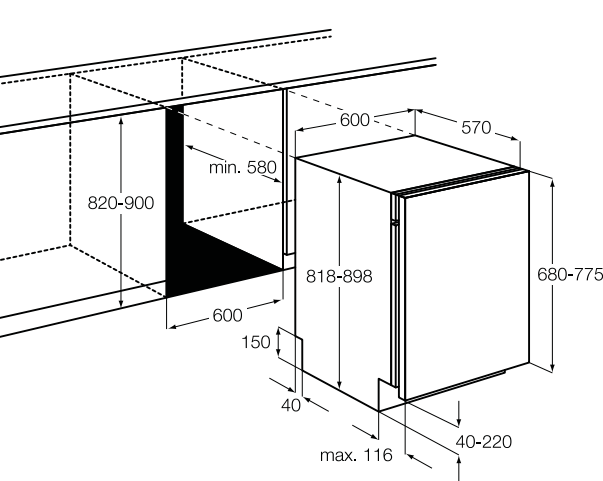


* Due to adjustable feet
Plinth height, if appliance height is 820: 40 - 140mm
Plinth height, if appliance height is 900: 120 - 220mm

Accessories kit: max. appliance height up to 940mm
Plinth height, if appliance height is 940: 160 - 260mm

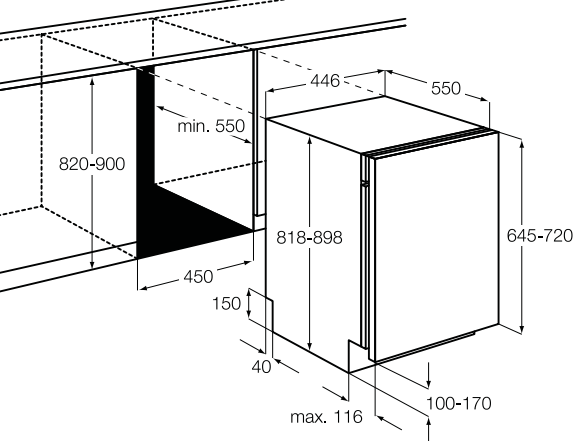
Dishwashers

ESI67070XR



Slimline Dishwashers

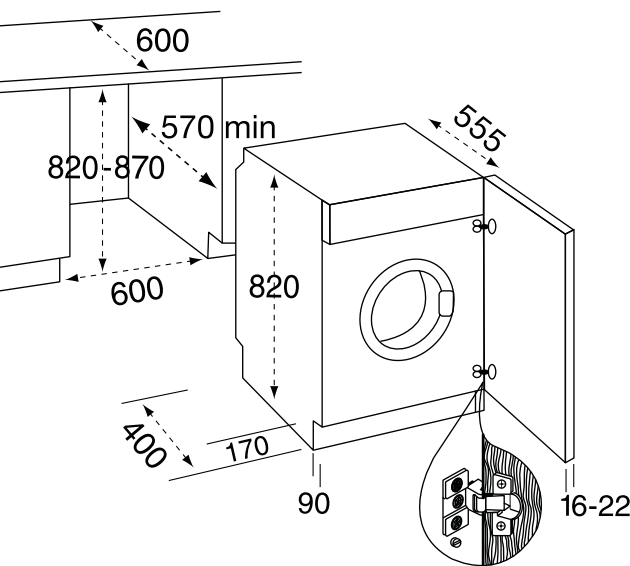
ESL46510R - ESL43020



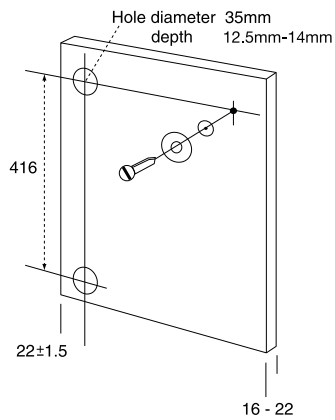
Laundry Installation diagrams

Washing machines

EWG147540W - EWG127410W - EWX147410W - EWX127410W



Furniture hinge position



Let us take care of the future

CUSTOMER CARE TELEPHONE: 08445 613 613 - Major Appliances

Once you've bought an Electrolux appliance you're safe in the knowledge that in the unlikely event of a fault occurring you can rely on a commitment to look after your appliance throughout its working life. Our network of fully trained service engineers are available nationwide and our complete care service is one of the most extensive and reliable available.

SERVICE FORCE

 **Electrolux**



Only Finish detergent products are recommended for use in the Electrolux range of dishwashers, for exceptional cleaning performance.

12 months parts & labour guarantee.*

In the unlikely event of any repairs being required in the first year, we will carry them out free of charge. In addition, any repairs carried out after the guarantee period are covered by their own 12 months guarantee.

*Guaranteed conditions provided on request.

Rapid service

If you call us out under the 12 months guarantee, we endeavour to fix the appliance within seven working days of our first call.

Local service nationwide*

Backed by the extensive range of spare parts held by our central warehouse, the Service Force Network will endeavour to repair your product in your home within 72 hours of receipt of the original call.**

*NA floorcare: You may be required to take your floorcare product to a local service agent for repair.

**Excludes Saturdays, Sundays and Bank Holidays, and may not be available in rural or outlying areas.

Service by appointment

To allow you to plan your day we can offer an appointment within a 3 hour time period, when the call is booked two days in advance.* We can also provide service outside of office hours and Saturday mornings**

* Please note. The service pledge does not apply to the Republic of Ireland or floorcare products.

** A small extra charge is payable for this service.






Service Force network
Telephone (08445) 616 616
www.serviceforce.co.uk

Marketing Policy: The policy of Electrolux Major Appliances is one of continued improvement. We therefore reserve the right to alter or amend product ranges, specifications and dimensions without notice. All specifications/dimensions including installation dimensions should be checked with the appropriate instruction booklet before use or installation. If in doubt, contact your local Electrolux stockist who regularly receives up-to-date product information from our marketing department. E and O.E








Cooking

-  Ultrafan
-  Pizza
-  Ultrazone
-  Rapid power zones
-  Turbo grilling
-  Moist fan baking
-  Cooking zones x4
-  Gas and Grill
-  Full steam
-  Bread baking
-  Rotary touch controls
-  Purehob
-  Half steam
-  Eco roasting
-  Slide touch controls
-  Quarter steam
-  Grill
-  Touch controls
-  Eco steam
-  Fast heat up
-  Microwave
-  Conventional cooking
-  Food probe
-  Combination microwave
-  Defrost
-  True fan
-  Capacity
-  Bottom heat
-  Gas burners 5
-  Programmes 14
-  Top heat
-  Gas
-  Noise level
-  Keep warm
-  Gas on glass
-  Speed settings
-  Low temperature
-  X line





Cooling

-  Capacity
-  Frost Free
-  Shopping mode
-  Fast freeze
-  Natura fresh
-  Fresh zone
-  Multiflow
-  4 star

Cleaning

-  Place settings
-  Dry tech
-  Noise level
-  Energy smart
-  Temp levels
-  Active drying
-  Water consumption

Washing

-  Load
-  Spin speed
-  Time manager
-  Drying load

To add a touch of
professional inspiration
to your home, visit

 www.electrolux.co.uk

Your Electrolux dealer