

ED Seating





EDGE DESIGN

Edge Design has the sole objective of providing the very best modern furnishing design for a diversity of applications.

Edge Design boasts a total “in house” production and design ethic with the entire product being produced on the premises.

This type of production, whilst having a positive effect on the environment, is testament to our commitment to design and demonstrates the versatility and creativity of the company.

Edge Design encompasses exciting style and imagination and continues to develop seating that provides a visually attractive and fully practical solution for the ultimate in office seating creativity.

CONTENTS

Intro	04-05
Spirit	06-07
Key	08-09
Kind_Mesh	10-11
Kind_Task	12-13
Kind_Executive	14-15
Kind_Meeting	16-17
Kind_Swivel	18-19
Kind_Beam	20-21
Kind_White	22-23
Daisy	24-25
La_Kendò	26-27
Fifteen_Straight	28-29
Parade_&_Petal	30-31
Hub	32-33
Tandem	34-35
Björn_&_Benny	36-37
Box	38-39
Cato	40-41
Fence	42-43
Me_Myself_&_I	44-45
Runna	46_47
Natta	48-49
Lark	50-51
Spirit_Lounge	52-53
Koko	54-55
Zone	56-57
Fifteen_Radial	58-59
Spirit_Lite	60-61
Bing	62-63
Crisp	64-65
Octagon	66-67
Tonic	68-69
Fifteen_Env	70-71
Xross	72-73
Designers	74-75
The_Environment	76-77



INTRO

A modular system with endless possible configurations including a practical power/data module and innovative air charge mobile device option.



Orange: Ambu - 7012.06
Grey: Divina 3 - 171



SPIRIT

Innovative design leads to inspiring breakout areas, Spirit has a refined and inviting form, without losing versatility and comfort.

Blue: Melrose - Forget-Me-Not
Orange: Melrose - Squash / **Yellow:** Melrose - Quince




KEY

Key is one of the most impressive chairs of its type and an ideal solution for conference and training applications.



Light Blue: Divina 3 - 836
Grey: Divina 3 - 173 / **Dark Blue:** Divina 3 - 826



KIND_MESH

The mesh Kind chair is an exclusively unique product and features a dual mesh back with an integral adjustable lumbar, body weight responsive mechanism, fixed or 3D adjustable arms and a choice of 9 mesh colours are also available as standard.



Orange: Europost 2 - 63004 / **Burnt Orange Mesh:** Omega - 64080
Black Seat: Shelly - Black Leather / **Black Mesh:** Omega - 60999

KIND_TASK

Kind medium and high back chairs offer a height adjustable back with upholstered detail and a sculptured plastic outer back.

The chairs also feature body weight responsive mechanisms with optional fixed or 3D adjustable arms.



KIND_EXECUTIVE

Kind Executive task chairs offer an upholstered back and seat slide as standard. A head rest with metallic detail, polished aluminium base and arms with chrome gas stem can be selected to further enhance the high quality and appearance.



Orange: Shelly - Coral Bay
Grey: Shelly - Silver Birch





KIND_MEETING

Elegant and simplistic in design, Kind meeting includes four leg, cantilever and swivel models with plastic, mesh and upholstered back options.

Brown: Halcyon Cedar - Nutmeg
Orange: Halcyon Aspen - Tiger-Lily / **Beige:** Halcyon Cedar - Almond



Yellow: Xtreme - Solano
Brown Back: Halcyon Blossom - Nutmeg / **Brown Seat:** Halcyon Linden - Nutmeg / **Beige Back:** Halcyon Blossom - Almond / **Beige Seat:** Halcyon Linden - Almond

KIND_SWIVEL

The Kind swivel meeting chair has a four star polished base and chrome gas stem as standard.

Available with or without arms, the height can be adjusted to the required position by a uniquely designed integral button under the seat.



Blue: Monroe - Elvis
Pink: Monroe - Hepburn / Deep Red: Monroe - Bardot



Salmon: Monroe - Doris
Grey: Monroe - Sinatra / Green: Monroe - Reynolds





KIND_BEAM

Providing many permutations of seats and tables on a free standing beam, public areas and waiting rooms are well catered for by Kind Beam.



Orange: Urban Plus - Highrise
Yellow: Urban Plus - Avenue / **Green:** Halcyon Aspen - Botanic



KIND_WHITE

A selection of Kind mesh task, meeting and swivel chairs are available in this striking modern white style.

Polished aluminium bases and chrome frames are standard, providing the range with a premium quality.

The mesh is available in 9 different colours.



Orange Fabric: Europost 2 - 63004 / **Black Mesh:** Omega - 60999
Burnt Orange Mesh: Omega - 64080 / **Dark Grey:** Melrose - Carbon



DAISY

Daisy features a distinctively perforated seat and back detail and comes in a choice of five colours. Daisy is available with or without arms will stack up to four high.



Plastic Colours
Yellow, Red, Black, Beige & White



LA_KENDÒ design: **ANGELO PINAFFO**

La Kendò is a versatile stacking chair for use in small group settings or high volume conference scenarios, providing high levels of flexibility and comfort.



26



Red: Silk - Oriental / **Teal:** Silk - Monarch
Yellow: Silk - Arabia / **Grey:** Silk - Emperor

27





FIFTEEN_STRAIGHT design: JASON LANSDALE

Fifteen soft seating range is designed for the office furniture, hospitality and leisure markets, comprising free-standing and modular elements.



Grey: Tonica - 171
Burgundy: Tonica - 631 / **Blue:** Tonica - 831





PARADE_&_PETAL

Parade redefines the modular seating concept with its curvaceous styling while Petal offers practical stools and tables, perfect for breakout areas.



Light Grey: Hallingdal 65 - 113 / **Dark Grey:** Hallingdal 65 - 143
Purple: Field - 0682 / **Yellow:** Field - 0432



Pink: Blazer - Aberdeen
Beige: Blazer - St Andrews




HUB

Hub offers landscape pieces with functional design well suited to large modern and conventional spaces.



TANDEM

Tandem defines and sets parameters. With its undercut design and central cube the units configure into a multiplicity of shapes and linked designs.



Teal: Aquarius - Manta
Light Grey: Aquarius - Aristotle / Dark Grey: Aquarius - Swart



BJÖRN_&_BENNY

Björn & Benny provide a contemporary range of chairs, stools and tables for communal and cafeteria areas.

Red: Coda - 0610
Wooden Chairs: Light Oak Finish / **Tables:** Maple Tops



BOX

Box represents function and design, providing a robust solution for open space sitting. The simplicity of its form is achieved by the angular construction.



Square Pattern: Landscape - Balance (Adapt)
Blue: Landscape - Synergy (Blend)

Diagonal Pattern: Landscape - Contact (Connect) / **Square Pattern:** Landscape - Balance (Symmetry)
Light Brown: Landscape - Synergy (Random) / **Dark Brown:** Landscape - Synergy (Alliance)

CATO

Cato is an adaptable modular seating offering endless configurations to suit all spaces. Optional two tone upholstery enhances the overall look.

Seat: Century - Saxon
Back: Blazer - Kingsmead





FENCE


A wonderful seating system designed to provide the perfect solution to small and large breakout and reception areas.


The range features single units for intimate areas and much larger configurations where space is adequate.

An option of a back with side screens provides even more privacy making Fence a very versatile range.



Beige: Ambu - 7012.03
Orange: Yuma - 7011.03





ME_MYSELF_&_I design: LYDIA ADDISON

With the growth of open and breakout areas in the office space, and the lean towards more contemporary seating styles, Me, myself & I with it's three back heights provides a relaxed and collective seating solution.

Grey: Luxe - Shield
Orange: Luxe - Countess



RUNNA design: **DAVID FOX**

With its combination of stylish design and distinctive upholstery, Runna is a breakout chair which expresses luxury and elegance.

The range features a high and low back arm chair, with its full body shaped back lending itself to an exceptional level of comfort.

An ideal choice for reception areas and hospitality lounges.



Orange: Blazer - Wesley
Pink: Blazer - Aberdeen



NATTA

Natta offers a solution to a variety of functions and applications.

With its simplicity of form it can achieve a subtle effect and still provide an excellent solution to any meeting and breakout environment.



LARK

An elegant and sophisticated armchair, Lark will bring a distinctive look to any reception, lounge or dining area.

A wooden leg frame or polished aluminium base option are available.

Beige: Yuma - 7011.01
Blue: Yuma - 7011.02



SPIRIT_LOUNGE

Spirit Lounge extends a collection of already unique and well balance products with its retro versus modern appeal.




Yellow: Shelly - Saffron / **Grey:** Shelly - Moon Mist
Pink: Shelly - Anemone / **Cream:** Shelly - Ivory





KOKO

A distinctive compact seating range with subtle curves, and an elevated back rest and arms, Koko adds new dimension to any reception area.



Yellow: Divina 3 - 462 / **Teal:** Divina 3 - 826
Grey: Divina 3 - 173 / **White:** Divina 3 - 106





ZONE design: **DAVID FOX**

Breakout and informal meeting areas can be enhanced by the presence of Zone.

Various base options are available including a matching coffee table with glass or walnut top.

Plain: Hemp - Oat
Pattern: Century - Saxon (Grey) / **Pattern:** Century - Roman (Blue)



Plain: Hemp - Oat
Pattern: Century - Roman



FIFTEEN_RADIAL design: **JASON LANSDALE**

The radial system is designed to suit all open space areas.

The unique shape means layouts suitable for meetings, conferences and relaxation can be easily created.



Blue: Aquarius - Frozen
Light Grey: Aquarius - Aristotle / **Dark Grey:** Aquarius - Heron



SPirit LITE

Providing seated comfort with relaxed softness and stylish clear design, Spirit Lite provides many variants by combining fabrics and frame options.

Blue: Purdey - Cornflower
Grey: Purdey - Steel



BING

Bing's timeless design offers single and double tub chairs with chrome leg detail as standard. Bing will enrich breakout and waiting areas.




Teal: Halcyon Poplar - Lake / **Brown:** Halcyon Blossom - Nutmeg
Green Plain: Halcyon Poplar - Evergreen / **Green Pattern :** Halcyon Blossom - Evergreen / **Beige :** Halcyon Linden - Almond




CRISP

Crisp offers timeless design and superior comfort for all boardroom and reception applications. One, two and three seat variants are available.



Beige : Halcyon Linden - Almond / **Teal:** Halcyon Cedar - Lake
Brown Plain: Halcyon Linden - Nutmeg / **Brown Pattern :** Halcyon Blossom - Nutmeg



OCTAGON design: **BEN GRAFTON**

Octagon is a versatile and functional seating system for office and communal areas. The discrete but sculptured appearance can be appreciated from all angles.

A selection of different height and shaped tables allow many configurations to be specified.



Orange: Steelcut 2 - 0550

Grey: Hallingdal 65 - 0113

TONIC

Detailed stitching enhances the clean lines of Tonic and is further enhanced by an endless arm detail. Swivel or fixed bases are available with chrome finish.



Light Purple: Europost 2 - 65070 / **Dark Purple:** Europost 2 - 65071 / **Light Blue:** Europost 2 - 66119 / **Dark Blue:** Europost 2 - 66116
Orange: Europost 2 - 63073 / **Yellow:** Europost 2 - 62061 / **Red:** Europost 2 - 64149 / **Deep Red:** Europost 2 - 64035

Pod and dining units combined with privacy booths create the perfect environment for intimate and open space areas.

Grey: Divina 3 - 181
Yellow: Oxygen - Namaskar





XROSS

Stitching detail enhances the clean lines of Xross and is accompanied by a matching table with a frosted glass top.

Xross offers a timeless and crafted aesthetic to any environment. Connected and freestanding table surfaces provide superior surface detail.



Blue/Grey: Monroe - Newman / **Deep Red:** Monroe - Bardot
Tan: Monroe - Harlow / **Light Grey:** Monroe - Dean / **Dark Grey:** Monroe - Sinatra

